



AMP CT

TE Internal #: 179227-4

Connector Contact, Socket, Wire-to-Board / Wire-to-Wire, 26 – 22 AWG Wire Size, .12 – .4 mm² Wire Size, Gold, Strip, Wire & Cable, 4 A, Signal, AMP CT

[View on TE.com >](#)

Connectors > PCB Connectors > Wire-to-Board Connectors > Wire-to-Board Connector Contacts >

Common Termination Contacts — POWER TRIPLE LOCK



Contact Type: **Socket**

Connector System: **Wire-to-Board, Wire-to-Wire**

Wire Size: **.12 – .4 mm²**

Contact Mating Area Plating Material: **Gold**

[All Common Termination Contacts — POWER TRIPLE LOCK \(7\)](#)

Features

Product Type Features

Connector System	Wire-to-Board, Wire-to-Wire
Connector & Contact Terminates To	Wire & Cable

Configuration Features

Compatible With Wire & Cable Type	Discrete Wire
-----------------------------------	---------------

Electrical Characteristics

Insulation Resistance	1000 MΩ
Operating Voltage	125 VAC

Contact Features

Mating Pin Diameter	.6 mm[.023 in]
Wire Contact Termination Area Plating Thickness	.5 μm
Wire Contact Termination Area Plating Material	Gold
Contact Mating Area Plating Material Thickness	.5 μm[19.68 μin]
Contact Shape & Form	Rectangular
Contact Base Material	Phosphor Bronze
Contact Type	Socket
Contact Mating Area Plating Material	Gold
Contact Current Rating (Max)	4 A



Termination Features

Termination Method to Wire & Cable	Crimp
------------------------------------	-------

Mechanical Attachment

Wire Insulation Support	With
Connector Mounting Type	Cable Mount (Free-Hanging)

Dimensions

Compatible Insulation Diameter Range	.93 – 1.5 mm [.037 – .059 in]
Wire Size	.12 – .4 mm ²

Usage Conditions

Operating Temperature Range	-30 – 105 °C [-22 – 221 °F]
-----------------------------	-----------------------------

Operation/Application

Circuit Application	Signal
---------------------	--------

Packaging Features

Packaging Quantity	10000
Packaging Method	Strip

Product Compliance

[For compliance documentation, visit the product page on TE.com>](#)

EU RoHS Directive 2011/65/EU	Compliant
EU ELV Directive 2000/53/EC	Compliant
China RoHS 2 Directive MIIT Order No 32, 2016	No Restricted Materials Above Threshold
EU REACH Regulation (EC) No. 1907/2006	Current ECHA Candidate List: JUNE 2023 (235) Candidate List Declared Against: JAN 2023 (233) Does not contain REACH SVHC
Halogen Content	Low Halogen - Br, Cl, F, I < 900 ppm per homogenous material. Also BFR/CFR/PVC Free
Solder Process Capability	Not applicable for solder process capability

Product Compliance Disclaimer

This information is provided based on reasonable inquiry of our suppliers and represents our current actual knowledge based on the information they provided. This information is subject to change. The part numbers that TE has identified as EU RoHS compliant have a maximum concentration of 0.1% by weight in homogenous materials for lead, hexavalent chromium, mercury, PBB, PBDE, DBP, BBP, DEHP, DIBP, and 0.01% for cadmium, or qualify for an exemption to these

limits as defined in the Annexes of Directive 2011/65/EU (RoHS2). Finished electrical and electronic equipment products will be CE marked as required by Directive 2011/65/EU. Components may not be CE marked. Additionally, the part numbers that TE has identified as EU ELV compliant have a maximum concentration of 0.1% by weight in homogenous materials for lead, hexavalent chromium, and mercury, and 0.01% for cadmium, or qualify for an exemption to these limits as defined in the Annexes of Directive 2000/53/EC (ELV). Regarding the REACH Regulation, the information TE provides on SVHC in articles for this part number is based on the latest European Chemicals Agency (ECHA) 'Guidance on requirements for substances in articles' posted at this URL: <https://echa.europa.eu/guidance-documents/guidance-on-reach>

Compatible Parts



TE Part # CAT-AM7017-H342
AMP COMMON TERMINATION HEADERS



TE Part # CAT-3984552-BHTHVS
CT Box Header SMT: Vert, Shrouded



TE Part # CAT-3980407-RHDRRA
CT 2mm Header Assembly: Right Angle



TE Part # CAT-3983178-PHBXVD
CT 2mm Post Header Assembly: Box V DIP



TE Part # CAT-3984552-PHITPS
CT Post Header Assembly: Part. Shrouded



TE Part # CAT-3980408-PHDWKV
CT 2mm Post Header Assembly with Kink - Vertical



TE Part # CAT-3980408-PHDBXV
CT 2mm Post Header Assembly: Box-V



TE Part # CAT-3983174-PHBXHK
CT 2mm Post Header Assembly Box H Kink




TE Part # CAT-AM7017-H8172
AMP COMMON TERMINATION HOUSINGS



TE Part # CAT-3980655-RHAFH
CT Relay Header Assembly: Free Hanging



TE Part # CAT-3980655-RHAWP
CT Relay Header Assembly: Wire-to-Panel



TE Part # 91572-1
CCII TYPE II REC 26-22 ASSY



TE Part # 1-179472-2
HOLDER FOR CT D/ROW CRIMP 12P



TE Part # 1-292254-3
CT RELAY HDR ASSY 13P NAT




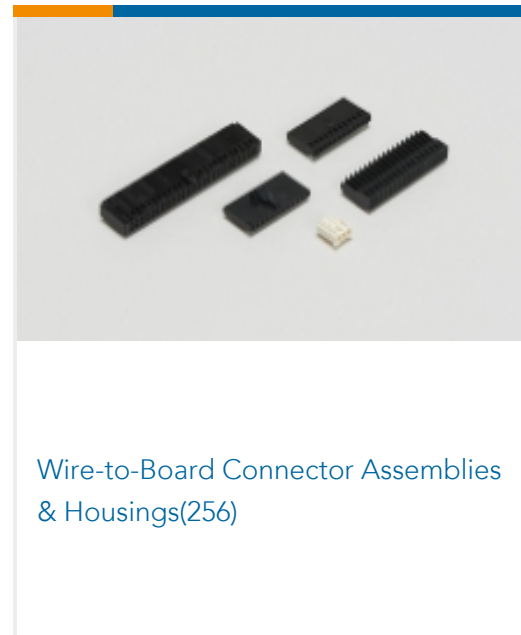
TE Part # 1-292254-2
CT RELAY HDR ASSY 12P NAT



TE Part # 3-179472-0
CT DBL ROW HOLDER, CRIMP, 30P, NA



Also in the Series | **AMP CT**



Customers Also Bought



Documents

Product Drawings

AMP CT CRIMP-2 REC CONT AU

English

CAD Files

3D PDF

3D



Customer View Model

[ENG_CVM_CVM_179227-4_M2.2d_dxf.zip](#)

English

Customer View Model

[ENG_CVM_CVM_179227-4_M2.3d_igs.zip](#)

English

Customer View Model

[ENG_CVM_CVM_179227-4_M2.3d_stp.zip](#)

English

By downloading the CAD file I accept and agree to the [Terms and Conditions](#) of use.

Product Specifications

[Crimping of AMP 2.0mm Pitch, CT Crimp Typell Rec Contact](#)

English

[Application Specification](#)

English

Product Environmental Compliance

[MD_179227-4_02272019128_dmtec](#)

English

[MD_179227-4_02272019128_dmtec](#)

English

Instruction Sheets

[Instruction Sheet \(non U.S.\)](#)

English

[STEPPING MOTOR, I/O CONNECTOR](#)

English