

## Base strip - DFK-IPC 16/ 3-GU-10,16 - 1702507

Please be informed that the data shown in this PDF Document is generated from our Online Catalog. Please find the complete data in the user's documentation. Our General Terms of Use for Downloads are valid (<http://phoenixcontact.com/download>)

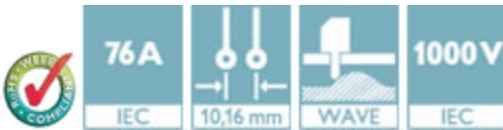
Header, Nominal current: 76 A, Rated voltage (III/2): 1000 V, Number of positions: 3, Pitch: 10.16 mm, Color: green, Contact surface: Silver, Mounting: Wave soldering



The figure shows a 5-pos. version of the product

### Product Features

- Panel thickness of 1 mm to 3 mm
- Inverted feed-through headers for implementing a touch-proof PCB output (in combination with IPC 16 ST)
- Tool-free snap-lock mechanism or conventional screw connection
- For soldering onto the PCB



### Key Commercial Data

Packing unit	1 pc
Minimum order quantity	10 pc
Weight per Piece (excluding packing)	11.85 g
Custom tariff number	85366990
Country of origin	Poland

### Technical data

#### Dimensions

Length	34.55 mm
Pitch	10.16 mm
Dimension a	20.32 mm
Constructional height	19.9 mm
Height	22 mm
Length of the solder pin	4.1 mm
Pin dimensions	0,8 x 1,2

## Base strip - DFK-IPC 16/ 3-GU-10,16 - 1702507

### Technical data

#### Dimensions

Pin spacing	10.16 mm
Hole diameter	1.7 mm

#### General

Range of articles	DFK-IPC 16/...-GU
Insulating material group	I
Rated surge voltage (III/3)	8 kV
Rated surge voltage (III/2)	8 kV
Rated surge voltage (II/2)	6 kV
Rated voltage (III/3)	1000 V
Rated voltage (III/2)	1000 V
Rated voltage (II/2)	1000 V
Connection in acc. with standard	EN-VDE
Nominal current I <sub>N</sub>	76 A
Maximum load current	76 A
Insulating material	PA
Flammability rating according to UL 94	V0
Color	green
Number of positions	3

#### Standards and Regulations

Connection in acc. with standard	EN-VDE
	CUL
Flammability rating according to UL 94	V0

### Classifications

#### eCl@ss

eCl@ss 4.0	272607xx
eCl@ss 4.1	27260701
eCl@ss 5.0	27260701
eCl@ss 5.1	27141190
eCl@ss 6.0	27260704
eCl@ss 7.0	27440402
eCl@ss 8.0	27440402
eCl@ss 9.0	27440402

## Base strip - DFK-IPC 16/ 3-GU-10,16 - 1702507

### Classifications

#### ETIM

ETIM 3.0	EC001121
ETIM 4.0	EC002637
ETIM 5.0	EC001283

#### UNSPSC

UNSPSC 6.01	30211810
UNSPSC 7.0901	39121409
UNSPSC 11	39121409
UNSPSC 12.01	39121409
UNSPSC 13.2	39121409

### Approvals

#### Approvals


#### Approvals

UL Recognized / SEV / cUL Recognized / EAC / IECCEB Scheme / EAC / cULus Recognized

#### Ex Approvals

#### Approvals submitted

#### Approval details

UL Recognized 			
	B	C	D
Nominal current IN	55 A	55 A	5 A
Nominal voltage UN	300 V	300 V	600 V

SEV	
Nominal current IN	76 A
Nominal voltage UN	1000 V

# Base strip - DFK-IPC 16/ 3-GU-10,16 - 1702507

## Approvals

cUL Recognized

	B	C	D
Nominal current I <sub>N</sub>	55 A	55 A	5 A
Nominal voltage U <sub>N</sub>	300 V	300 V	600 V

EAC

IECEE CB Scheme

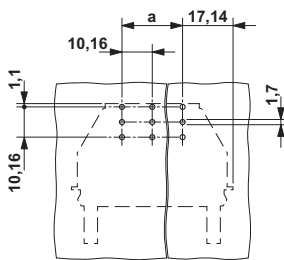
Nominal current I <sub>N</sub>	76 A
Nominal voltage U <sub>N</sub>	1000 V

EAC

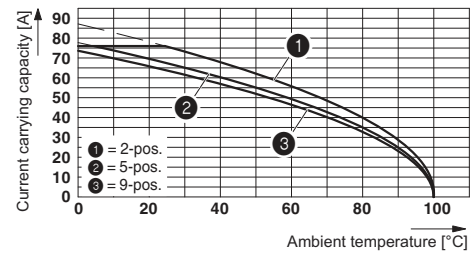
cULus Recognized

## Drawings

Drilling diagram



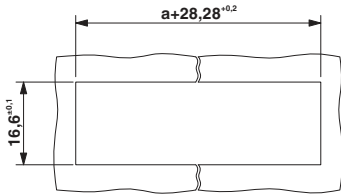
Diagram



The illustration shows the derating curve for DFK-IPC 16/..-G-10,16 inverted plugs in combination with the inverted header IPC 16/..-ST-10,16.

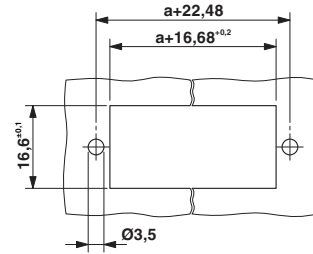
## Base strip - DFK-IPC 16/ 3-GU-10,16 - 1702507

Dimensional drawing



Sheet metal cutout for snap-on.

Dimensional drawing



Sheet metal cutout for screw connection.

Dimensional drawing

