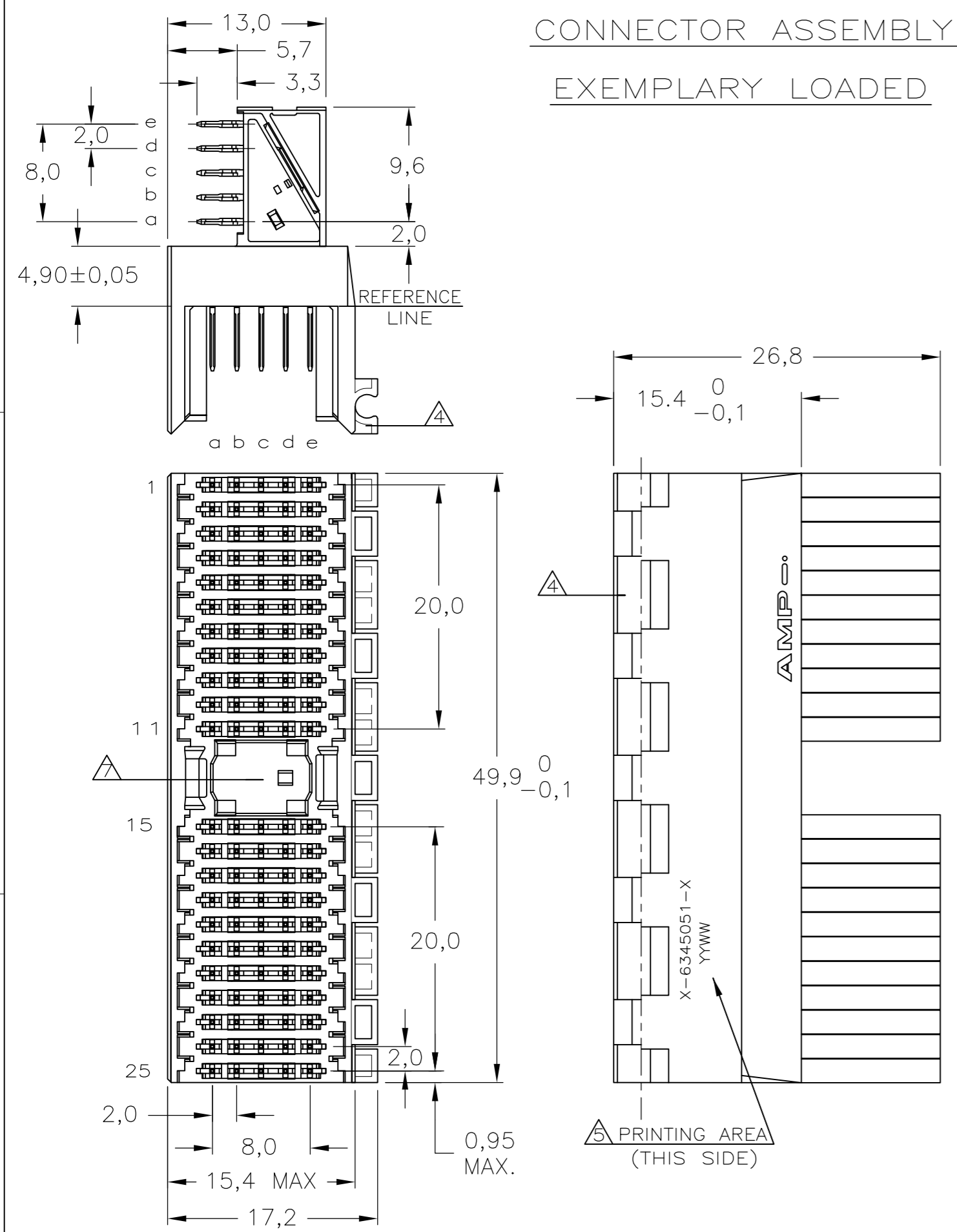
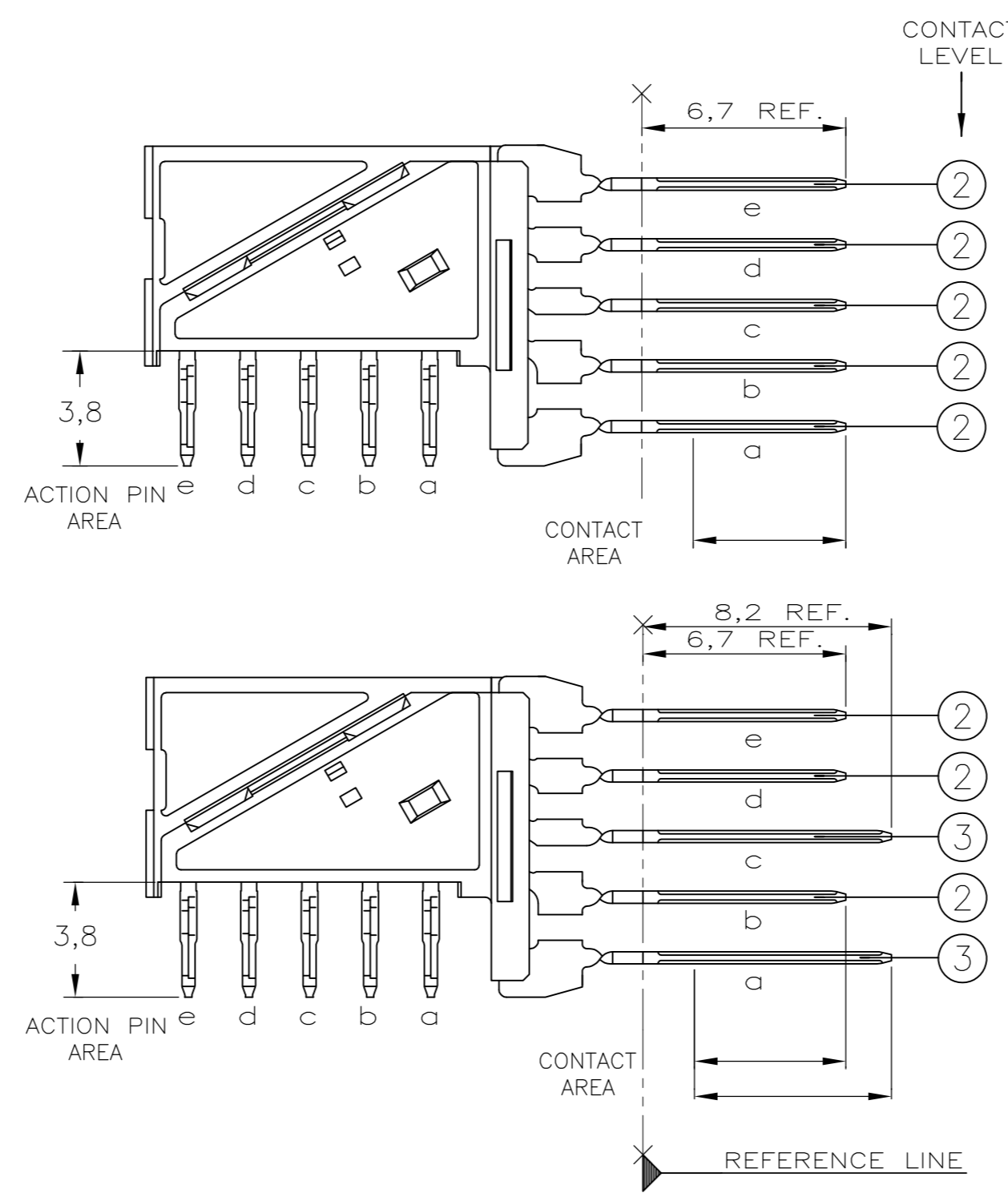


THIS DRAWING IS UNPUBLISHED. RELEASED FOR PUBLICATION  
 © COPYRIGHT BY TYCO ELECTRONICS CORPORATION. ALL RIGHTS RESERVED.

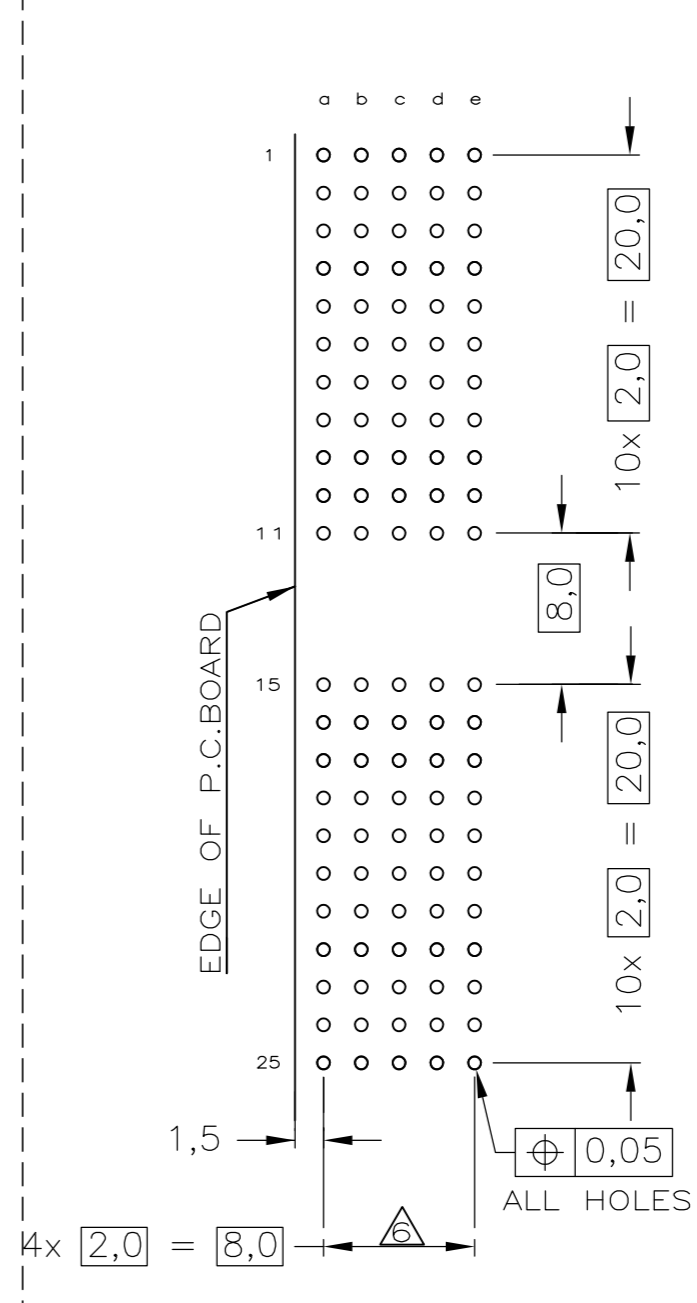


### CONTACT DIMENSIONS



LOC	DIST	REVISIONS			
P	LTR	DESCRIPTION	DATE	DWN	APVD
B		EH10-0680-05	07JUN05	BSV	BM
C		ECR-110-018652	10SEP10	JS	MQW

RECOMMENDED PCB-HOLE LAY-OUT  
 COMPONENT SIDE SHOWN



### CONTACT LAYOUT

	a	b	c	d	e
1	2	2	2	2	2
2	2	2	2	2	2
3	2	2	2	2	2
4	3	2	3	2	2
5	2	2	2	2	2
6	2	2	2	2	2
7	2	2	2	2	2
8	2	2	2	2	2
9	2	2	2	2	2
10	2	2	2	2	2
11	2	2	2	2	2
MULTI PURPOSE CENTRE					
15	2	2	2	2	2
16	2	2	2	2	2
17	2	2	2	2	2
18	2	2	2	2	2
19	2	2	2	2	2
20	2	2	2	2	2
21	2	2	2	2	2
22	2	2	2	2	2
23	2	2	2	2	2
24	3	2	3	2	2
25	2	2	2	2	2

P.C.B. HOLE DIM. ACTION PIN  
 FOR DETAILS SEE APPLICATION SPECIFICATION

- NOTES:**
- △ MATERIAL HOUSING : GREY GLASSFILLED POLYESTER  
UL-RATING V0
  - △ CONTACT : PHOSPHORBRONZE
  - △ GENERAL PLATING SPECIFICATION: UNDERPLATING (ENTIRE CONTACT):  
1,27µm NICKEL MIN. AND ACTION PIN: 0,5µm TIN MIN.  
FOR PLATING OF MATING SURFACES SEE APPLICABLE SPECIFICATION  
REFERENCE FOR EACH DASH NUMBER.
  - △ CONFORMS TO ALL TESTING ACCORDING IEC 61076-4-101  
PERFORMANCE LEVEL 2.
  - △ CONNECTOR ASSEMBLY WITH LATCH HINGE FOR CABLE CONNECTOR.
  - △ CONNECTOR PRINTED WITH PARTNUMBER AND DATECODE
  - △ PLATED-THROUGH HOLES AT 2x2mm SQUARE GRID.
  - △ AREA FOR KEYING PART (BASIC PART NUMBER 100525).

△△	△	1-6345051-1 △
△△		6345051-1
CONTACT FINISH		MATERIAL
PART NUMBER		

THIS DRAWING IS A CONTROLLED DOCUMENT.		DWN K.N.KIRAN 25AUG2004	Tyco Electronics Corporation 's-Hertogenbosch,5222AR-32	
DIMENSIONS: mm		CHK B.MOOIJ 20SEP2004	NAME Z-PACK 2mm HM TYPE A 110 POS. RIGHT ANGLE MALE CONNECTOR ASSEMBLY	
TOLERANCES UNLESS OTHERWISE SPECIFIED: ±0.2		APVD B.MOOIJ 20SEP2004	SIZE A2	
MATERIAL		PRODUCT SPEC 108-19082	CAGE CODE 00779	DRAWING NO C=6345051
FINISH		APPLICATION SPEC 114-19029	RESTRICTED TO	
		WEIGHT	SCALE 5:1	SHEET 1 OF 1
		CUSTOMER DRAWING	REV C	