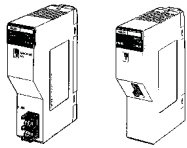
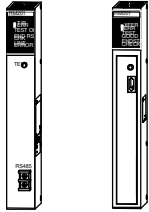
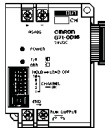
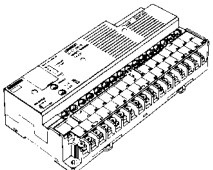


SYSMAC BUS Network Components Overview

Summary of All Parts to Build a SYSMAC BUS Communications System

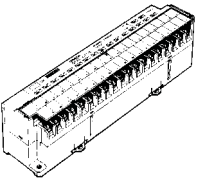
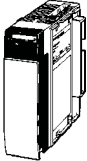
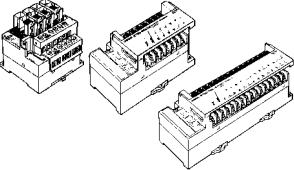
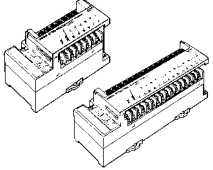
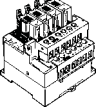
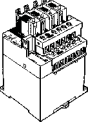
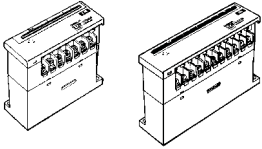
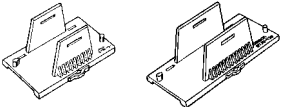



- Transmit status of up to 512 I/O over a maximum distance of 200 m
- Wide variety of I/O slaves
- SYSMAC BUS allows communications with all Omron PLCs
- Easy to configure, the network connects slave units by twisted pair cables in daisy-chain fashion
- Transmission speed is 2 ms per node (each slave unit is counted as a node)

Ordering Information

Product	Appearance	Specifications	Part number	Standards
Remote Master Modules for CS1 and C200H PLCs		Wired remote I/O Fiber-optic remote I/O, plastic core	C200H-RM201 C200H-RM001-PV1	UL CSA CE (See Note.)
Remote Master Modules for CV/CVM1 PLCs		Wired remote I/O Fiber-optic remote I/O, plastic core Fiber-optic remote I/O, glass core	C500-RM201 3G2A5-RM001-PEV1 3G2A5-RM001-EV1	
Transmission Media for SYSMAC BUS system	---	Shielded twisted pair cable APF (all plastic) fiber-optic cable Connectors for APF 0-10 m long Connectors for APF 8-20 m long HPCF (plastic clad) cable, 50 m HPCF cable, 100 m HPCF cable, 500 m HPCF cable, 1 km Zipcord HPCF cable, 50 m Connectors for SYSMAC BUS Termination kit for HPCF cable AGF (quartz core) fiber-optic cable	Belden #9271 or similar B500-PF212 3G2A5-CO001 3G2A5-CO002 FCS-HCR-LB-501 FCS-HCR-LB-102 FCS-HCR-LB-502 FCS-HCR-LB-103 FCS-HCR-CO-501 S3200-COCH82 FCS-CAK6230-US Commercially available	---
Remote Interface Module connects 16-point G70A and G7TC I/O Relay Blocks to SYSMAC BUS		Input for G7TC-IA16, G7TC-ID16 Input for G70A-ZIM16-5 Output for G7TC-OC08, G7TC-OC16, G70A-ZOC16-3	G71-IC16 DC24V G71-IC16-3 DC24V G71-OD16 DC24V	UL CSA CE (See Note.)
Transistor Remote Module, 16-point blocks		Input block, NPN Input block, PNP Output block, NPN Output block, PNP	G72C-ID16 DC24V G72C-ID16-1 DC24V G72C-OD16 DC24V G72C-OD16-1 DC24V	UL CSA CE (See Note.)

Note: Information on EC Directives

Individual OMRON products that comply with EC Directives conform to the common emission standards of EMC Directives. However, the emission characteristics of these products installed on customers' equipment may vary depending on the configuration, wiring, layout, and other conditions of the control panel used. For this reason, customers are requested to check whether the emission characteristics of the entire machine or equipment comply with the EMC Directives.

Product	Appearance	Specifications	Part number	Standards
Remote Vertical Module, slim profile, 16-point blocks		Input block Output block	G72C-VID16 DC24V G72C-VOD16 DC24V	UL CSA CE (See Note.)
G730 Remote Master and Expansion Masters for CQM1 controllers		Remote master, 32 or 16 inputs or outputs, selectable Expansion master, 32 or 16 inputs, selectable Expansion master, 32 or 16 outputs, selectable	CQM1-G7M21 CQM1-G7N11 CQM1-G7N01	UL CSA
Remote Relay Modules		Input block, 4 points 12 VDC Input block, 4 points, 24 VDC Input block, 4 points 100/110 VAC Input block, 4 points, 200/220 VAC Output block, 4 points, 24 VDC Output block, 8 points, 24 VDC Output block, 16 points, 24 VDC	G730-RID04 DC12 G730-RID04 DC24 G730-RIA04 AC110 G730-RIA04 AC220 G730-ROC04 DC24 G730-ROC08 DC24 G730-ROC16 DC24	UL CSA
Remote MOSFET Relay Modules		Output block, 8 points, 24 VDC Output block, 16 points, 24 VDC	G730-AOM08 DC24 G730-AOM16 DC24	UL CSA
Remote Relay I/O Block Base accepts G2R electromechanical relay, G3R SSR or G3RZ power MOSFET relays		Input base, 4 points, 5-24 VDC Input base, 4 points, 100-240 VAC Output base, 4 points, 24 VDC	G730-ZID04 DC5-24 G730-ZIA04 AC100-240 G730-ZOM04 DC24	UL CSA
Remote Relay Output Module with Fault Detection for contact weld and open load lines		Output block, 4 points, 24 VDC Output base, 4 points, 24 VDC for G2R relay, G3R SSR or G3RZ MOSFET relay	G730-ROC04-A DC24 G730-ZOM04-A DC24	UL CSA
Remote Transistor Module in ultra-compact housing		4 transistor input (NPN) 8 transistor inputs (NPN) 8 transistor inputs (PNP) 16 transistor inputs (NPN) 4 transistor outputs (NPN) 8 transistor outputs (NPN) 8 transistor outputs (PNP) 16 transistor outputs (NPN)	G730-VID04 G730-VID08 G730-VID08-1 G730-VID16 G730-VOD04 G730-VOD08 G730-VOD08-1 G730-VOD16	UL CSA
Track mounting adapters for G730-V modules		For G730-V 4-point modules For G730-V 8- and 16-point modules	G730-Y31 G730-Y30	---
DIN rail mounting track		0.5 m length, 7.3 mm depth 1 m length, 7.3 mm depth 1 m length, 16 mm depth	PFP-50N PFP-100N PFP-100N2	---
DIN track spacer		---	PFP-S	---
DIN track end cap		---	PFP-M	---

Note: Information on EC Directives

Individual OMRON products that comply with EC Directives conform to the common emission standards of EMC Directives. However, the emission characteristics of these products installed on customers' equipment may vary depending on the configuration, wiring, layout, and other conditions of the control panel used. For this reason, customers are requested to check whether the emission characteristics of the entire machine or equipment comply with the EMC Directives.

NOTE: DIMENSIONS SHOWN ARE IN MILLIMETERS. To convert millimeters to inches divide by 25.4.

OMRON[®]

OMRON ELECTRONICS, INC.

One East Commerce Drive
Schaumburg, IL 60173

1-800-55-OMRON

OMRON CANADA, INC.

885 Milner Avenue
Scarborough, Ontario M1B 5V8

416-286-6465