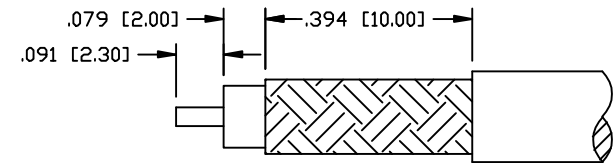
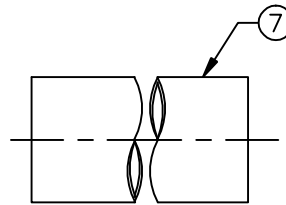
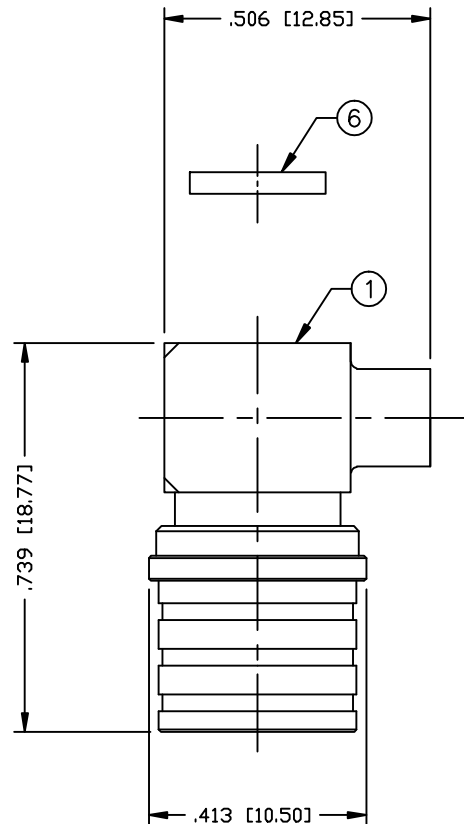


PART NO.

**ROA-5010-SR2LP**

REV	DESCRIPTION	DWN	DATE	APPROVED
-	ENGINEERING RELEASE	CZS	12/12/16	JDMc
A1	ADDED TOOL NOTE. CHNG CENTER CONDUCTOR TO SILVER FINISH	CZS	12/14/17	JDMc



RECOMMENDED STRIPPING DIMENSIONS

**\*\*USE QMA TOOL TO PRESS THE END CAP (ITEM 6)  
INTO THE BODY TO AVOID DAMAGE TO THE SPRING**

RFI PART NUMBER "QMA-TOOL"

**SPECIFICATIONS:**

IMPEDANCE: 50 Ohms

FREQUENCY RANGE: 0-3 GHz

VSWR:  $\leq 1.15$ 3RD ORDER IM:  $\leq 155\text{dBc}$  @ 700 MHz

INSULATION RESISTANCE: 5k M Ohms min.

TEMPERATURE RANGE:  $-40^{\circ}\text{C}$  TO  $165^{\circ}\text{C}$ 

FOR .141 SEMI RIGID, RG-402/U &amp; BELDEN 1673A CABLE

FOR LOW PIM APPLICATIONS USE TFT-402 CABLE

RoHS COMPLIANT

#	DESCRIPTION	QTY	MATERIAL	FINISH
1	BODY	1	BRASS	WHITE BRONZE
2	GROUND RING	1	BRASS	WHITE BRONZE
3	INSULATOR	1	PTFE	---
4	SHELL	1	BRASS	WHITE BRONZE
5	PIN	1	BRASS	SILVER
6	PRESS CAP	1	BRASS	WHITE BRONZE
7	TUBING	1	HEAT SHRINK	WHITE BRONZE

CUSTOMER  
OUTLINE DRAWINGALL DIMENSIONS  
ARE REFERENCE ONLYUNLESS OTHERWISE SPECIFIED:  
DIMENSIONS ARE IN INCHES  
AND [MILLIMETERS]

DRAWN	C. ZUNIGA	12/14/17
CHECKED		
ORJ DRAWN	C. ZUNIGA	05/01/17

PROPRIETARY AND CONFIDENTIAL

THIS DRAWING CONTAINS  
INFORMATION PROPRIETARY TO  
RF INDUSTRIES. ANY  
UNAUTHORIZED USE OF THIS  
DRAWING IS EXPRESSLY  
PROHIBITED WITHOUT WRITTEN  
PERMISSION FROM RF  
INDUSTRIES. ANY VIOLATION IS  
PUNISHABLE UNDER U.S.  
COPYRIGHT LAWS.

**RFconnectors**  
DIVISION OF RF INDUSTRIES, LTD.

7610 MIRAMAR RD.  
SAN DIEGO, CA 92126  
(858) 549-6340  
(858) 549-6345 FAX

## QMA PLUG SOLDER RIGHT ANGLE

SIZE	CABLE GROUP	DWG NO.	REV
A	SR2	<b>RQA-5010-SR2LP</b>	A1
SCALE:	ENGINEERING ID:	SHEET 1 OF 1	
NTS	001787		