

## 1724.2 ZSL 4/4A Ex GNYE



Ex protective-earth terminal ATEX-certified Tension-spring connection, Mounting type: Mounting rail TS 35/7.5, Rated cross-section: 4 mm<sup>2</sup>, Width: 6.1 mm, Colour: Green-yellow

### Business data

|  |  |
|--|--|
| Article number                             | <u>1724.2</u>                                  |
| Article name                               | ZSL 4/4A Ex GNYE                               |
| GTIN (EAN)                                 | 4044211058715                                  |
| Explosion-proof version (EEx e)            | yes  |
| Packaging unit                             | 100  |
| Quantity unit                              | PC   |
| Weight per piece (not including packaging) | 20 g   |
| Weight per piece (including packaging)     | 20.8 g   |
| Unit of weight                             | G  |
| Customs number                             | 85369010                                       |
| Country of origin                          | DE   |
| Product description                        | Ex protective earthing terminal ATEX-certified |
| Colour                                     | Green-yellow                                   |

### Technical data

#### Dimensions

|                  |        |
|------------------|--------|
| Length           | 93 mm  |
| Width            | 6.1 mm |
| Height TS 35/7.5 | 42 mm  |

#### Ratings

|                      |                   |
|----------------------|-------------------|
| Rated cross-section  | 4 mm <sup>2</sup> |
| Overvoltage category | III               |
| Contamination degree | 3                 |

#### Connection data

|  |                           |
|--|---------------------------|
| Connection principle                                     | Tension-spring connection |
| Connection position                                      | Diagonal                  |
| Connections  | 4                         |
| Number of terminals per level                            | 4                         |
| Number of levels   | 1                         |
| Wire cross-section single-core (rigid) / stranded, min.  | 0.5 mm <sup>2</sup>       |
| Wire cross-section single core (rigid)/stranded, max.    | 6 mm <sup>2</sup>         |
| Wire cross-section stranded, min.                        | 0.5 mm <sup>2</sup>       |
| Wire cross-section stranded, max.                        | 6 mm <sup>2</sup>         |
| Wire cross-section stranded with wire-end ferrules, min. | 0.5 mm <sup>2</sup>       |
| Wire cross-section stranded with wire-end ferrules, max. | 4 mm <sup>2</sup>         |
| Wire cross-section AWG, min.                             | 20                        |
| Wire cross-section AWG, max.                             | 10                        |
| Stripping length   | 12 mm                     |

#### Materials

|                           |               |
|---------------------------|---------------|
| Insulation housing        | Polyamide 6.6 |
| Flammability class UL 94  | V-0           |
| Working temperature, min. | -40 °C        |
| Working temperature, max. | 120 °C        |

#### Further technical data

|                                 |                         |
|---------------------------------|-------------------------|
| Mounting type                   | Mounting rail TS 35/7,5 |
| Gauge plug acc. to EN 60 947-1  | A4                      |
| End plate required              | ✓                       |
| Number of test pick-off options | 2                       |

---

### Technical data

---

#### Environmental Product Compliance

---

|                                |            |
|--------------------------------|------------|
| REACH Conform                  | yes        |
| REACH Reference date           | 2023-01-17 |
| REACH Candidate Substance Note | No         |
| RoHS Conform                   | yes        |

---

### Approvals

#### Standards and regulations

|                           |                 |
|---------------------------|-----------------|
| ATEX certification number | TÜV ATEX 7093 U |
| EAC approval              | TR ZU 004/2011  |
| EAC approval granted      | yes             |

#### CSA approval

|                                  |              |
|----------------------------------|--------------|
| CSA approval                     | C22.2 No 158 |
| CSA approval granted             | yes          |
| CSA wire cross-section AWG, min. | 20           |
| CSA wire cross-section AWG, max. | 10           |
| CSA stripping length             | 10 mm        |

#### CSAus approval

|                                    |         |
|------------------------------------|---------|
| CSAus approval                     | UL 1059 |
| CSAus approval granted             | yes     |
| CSAus wire cross-section AWG, min. | 20      |
| CSAus wire cross-section AWG, max. | 10      |
| CSAus stripping length             | 10 mm   |

#### cUL Recognized

|  |              |
|--|--------------|
| cUL approval   | C22.2 No 158 |
| cUL wire cross-section single-core (rigid) AWG, min. | 20           |
| cUL wire cross-section single-core (rigid) AWG, max. | 10           |
| cUL wire cross-section stranded AWG, min.            | 20           |
| cUL wire cross-section stranded AWG, max.            | 10           |
| cUL wire material                                    | Cu           |
| cUL Recognized                                       | 1            |

#### KEMA KEUR approval

|   |                     |
|---|---------------------|
| KEMA KEUR approval                                | EN 60947-7-2:2009   |
| KEMA KEUR approval granted                        | yes                 |
| KEMA wire cross-section single core (rigid), min. | 0.5 mm <sup>2</sup> |
| KEMA wire cross-section single-core (rigid), max. | 6 mm <sup>2</sup>   |
| KEMA wire cross-section stranded, min.            | 0.5 mm <sup>2</sup> |
| KEMA wire cross-section stranded, max.            | 6 mm <sup>2</sup>   |

### Approvals

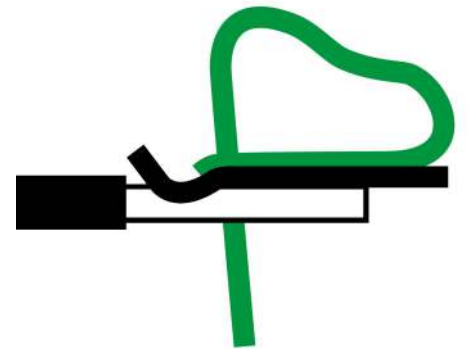

#### UL Recognized

|   |         |
|---|---------|
| UL approval   | UL 1059 |
| UL wire cross-section single-core (rigid) AWG, min. | 20      |
| UL wire cross-section single-core (rigid) AWG, max. | 10      |
| UL wire cross-section stranded AWG, min.            | 20      |
| UL wire cross-section stranded AWG, max.            | 10      |
| UL wire material                                    | Cu      |
| UL factory wiring                                   | 1       |
| UL field wiring                                     | 1       |
| UL Recognized                                       | 1       |

#### DNV GL Approval

|   |   |
|---|---|
| DNV GL Certificate number                           | TAE00000YB                                |
| DNV GL Location Classes                             | Temperature: B, Humidity: B, Vibration: A |
| DNV GL approval granted                             | 1   |
| DNV GL rated cross-section                          | 4 mm <sup>2</sup>                         |
| DNV GL test standard                                | IEC 60947-7-2:2009                        |
| DNV GL wire cross-section single-core (rigid), max. | 6 mm <sup>2</sup>                         |
| DNV GL wire cross-section stranded, max.            | 4 mm <sup>2</sup>                         |

### Media



### Accessories

#### End plate

End plate, Width: 2 mm, Colour: Beige



| Article number | Article name | GTIN (EAN)    | Packaging unit |
|----------------|--------------|---------------|----------------|
| <u>3705.2</u>  | ZAP 4/4A BG  | 4044211060213 | 50             |

#### End stop


End stop, Mounting type: Mounting rail TS 35/7.5 and TS 35/15, Width: 6 mm, Colour: Beige



| Article number | Article name | GTIN (EAN)    | Packaging unit |
|----------------|--------------|---------------|----------------|
| <u>3748.2</u>  | ZES 35 BG    | 4044211060572 | 50             |

#### Quick marking

Terminal marker / Pocket Maxicard, Length: 5 mm, Width: 6 mm, Colour: White



| Article number | Article name   | GTIN (EAN)    | Packaging unit |
|----------------|----------------|---------------|----------------|
| <u>4702.7</u>  | PMC SB 6/50 WH | 4044211089986 | 500 ST         |

#### Screwdriver

Screwdriver with bare blade, Colour: Black-grey



| Article number | Article name | GTIN (EAN)    | Packaging unit |
|----------------|--------------|---------------|----------------|
| <u>1086.0</u>  | SDB 0,6x3,5  | 4044211014797 | 1 ST           |

## 1724.2 ZSL 4/4A Ex GNYE

### Four-way cover

Cover, Length: 8 mm, Width: 24.4 mm, Colour: Yellow



| Article number | Article name | GTIN (EAN)    | Packaging unit |
|----------------|--------------|---------------|----------------|
| 3707.0         | ZAD 4/4/B YE | 4044211060251 | 20 ST          |

### Reducing sleeves

Reducing sleeve, Width: 61 mm, Pitch size: 6.1 mm, Colour: White



| Article number | Article name      | GTIN (EAN)    | Packaging unit |
|----------------|-------------------|---------------|----------------|
| 3753.7         | ZRH 4/0,13-0,2 WH | 4044211060626 | 1000 ST        |

Reducing sleeve, Width: 61 mm, Pitch size: 6.1 mm, Colour: Black



| Article number | Article name      | GTIN (EAN)    | Packaging unit |
|----------------|-------------------|---------------|----------------|
| 3755.4         | ZRH 4/0,75-1,0 BK | 4044211060640 | 1000 ST        |

Reducing sleeve, Width: 61 mm, Pitch size: 6.1 mm, Colour: Grey



| Article number | Article name      | GTIN (EAN)    | Packaging unit |
|----------------|-------------------|---------------|----------------|
| 3754.6         | ZRH 4/0,25-0,5 GR | 4044211060633 | 1000 ST        |