THIS DRAWING IS UNPUBLISHED. RELEASED FOR PUBLICATION -,- .
© COPYRIGHT – TE Connectivity Ltd. ALL RIGHTS RESERVED.

REVISIONS

P	LTR	DESCRIPTION	DATE	DWN	APVD
	Y	REV PER 0310-0206-97	6-20-97		BS
	Z	REVISED PER ECO-18-000976	25MAY2018	RS	JO

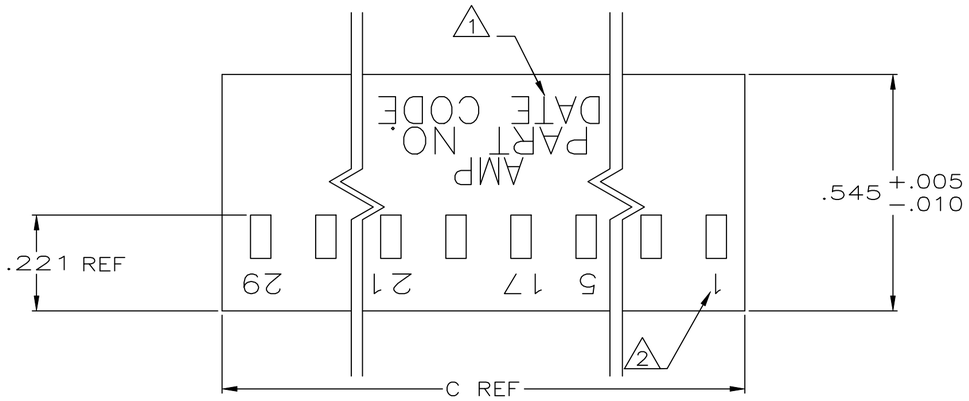

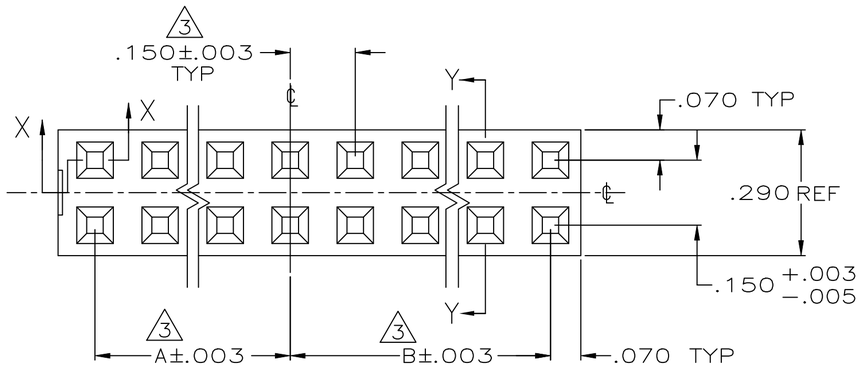

1. 'AMP', PART NO., AND DATE CODE MARKED IN APPROXIMATE AREA SHOWN, THIS SIDE, WHEN HOUSING SIZE PERMITS.
2. CAVITY IDENTS MARKED EVERY OTHER CAVITY (AS SHOWN ON MARKING DETAIL).
3. TOLERANCE NON-CUMULATIVE.
4. USE EXTRACTION TOOL 91052-1 TO REMOVE RECEPTACLE CONTACTS.
5. SUPERSEDED BY 86263-4.
6. SUPERSEDED BY 2-86263-3.

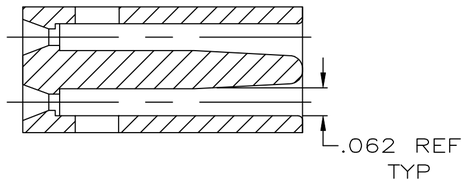

SECT Y-Y

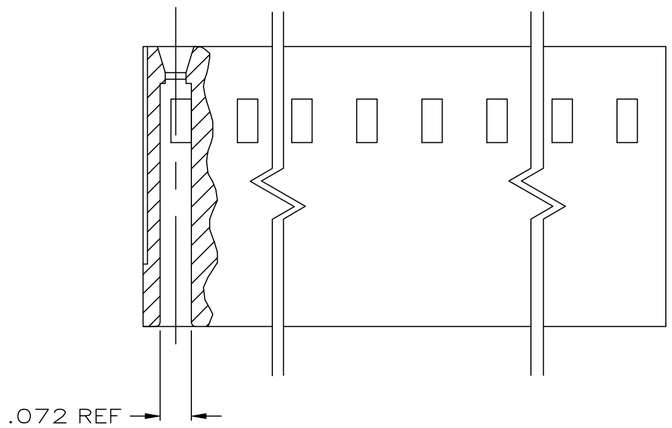

SECT X-X

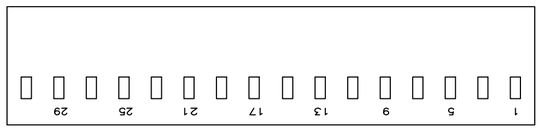

MARKING DETAIL

	C	B	A	NO. OF POS.	PART NUMBER
OBSOLETE	4.640	2.250	2.250	62	2-86262-7
OBSOLETE	4.190	1.950	2.100	56	2-86262-6
OBSOLETE	4.790	2.250	2.400	64	2-86262-5
OBSOLETE	6.290	3.000	3.150	84	2-86262-4
OBSOLETE	3.740	1.800	1.800	50	2-86262-3
OBSOLETE	6.740	3.300	3.300	90	2-86262-2
OBSOLETE	.590	.150	.300	8	2-86262-0
OBSOLETE	.440	.150	.150	6	1-86262-9
OBSOLETE	.290	–	.150	4	1-86262-8
OBSOLETE	2.990	1.350	1.500	40	1-86262-6
OBSOLETE	2.390	1.050	1.200	32	1-86262-2
OBSOLETE	2.240	1.050	1.050	30	1-86262-1
OBSOLETE	2.090	.900	1.050	28	1-86262-0
OBSOLETE	1.940	.900	.900	26	86262-9
OBSOLETE	1.640	.750	.750	22	86262-7
OBSOLETE	1.490	.600	.750	20	86262-6
	1.340	.600	.600	18	86262-5
OBSOLETE	1.190	.450	.600	16	86262-4
OBSOLETE	1.040	.450	.450	14	86262-3
OBSOLETE	.890	.300	.450	12	86262-2
OBSOLETE	.740	.300	.300	10	86262-1

86262

THIS DRAWING IS A CONTROLLED DOCUMENT.

DIMENSIONS: INCHES

TOLERANCES UNLESS OTHERWISE SPECIFIED:
0 PLC ± –
1 PLC ± –
2 PLC ± –
3 PLC ± .005
4 PLC ± –
ANGLES ± 0°30'

MATERIAL: FLAME RETARDANT THERMOLPLASTIC COLOR-BLACK

FINISH: –

DWN BOB BOLES 9-12-89
CHK J. GESFORD 10-23-89
APVD J. GESFORD 10-23-89
PRODUCT SPEC —
APPLICATION SPEC —
WEIGHT

TE Connectivity Ltd.

NAME: HOUSING CONNECTOR, CRIMP SNAP-IN, MOD IV, DOUBLE ROW, .150X.150 CENTERS

SIZE A2 | CAGE CODE 00779 | DRAWING NO C-86262 | RESTRICTED TO —

CUSTOMER DRAWING | SCALE 4:1 | SHEET 1 OF 1 | REV Z

1471-9 (1/15)