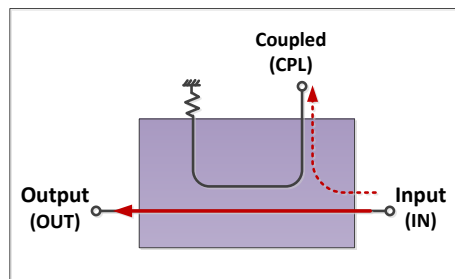




RoHS Compliant

Electrical schematic

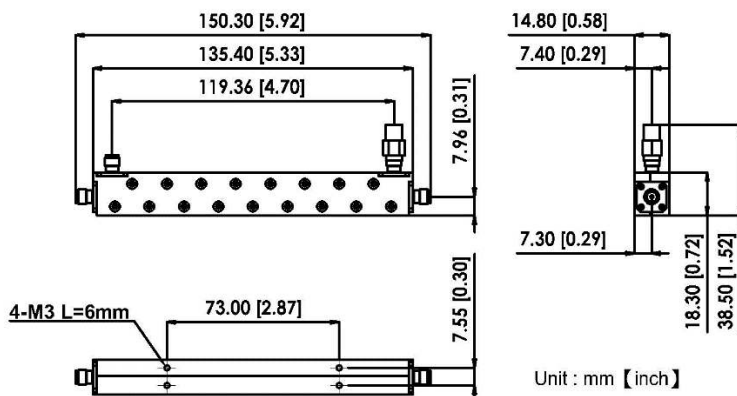


Electrical Specifications

Parameter	Unit	Frequency (GHz)	Min.	Typ.	Max.	
Nominal Coupling	dB	0.5 – 26.5	9	10	11	
Coupling Flatness		0.5 – 26.5		±0.73	±1.0	
Directivity		0.5 – 8	18	23		
		8 – 26.5	13	15		
Insertion Loss		0.5 – 26.5		2.6	2.95	
Main Line VSWR		:1	0.5 – 8		1.13	1.28
			8 – 26.5		1.42	1.45
Coupled Line VSWR		0.5 – 8		1.25	1.28	
		8 – 26.5		1.30	1.45	
Average Power Handling	W	0.5 – 26.5			20	

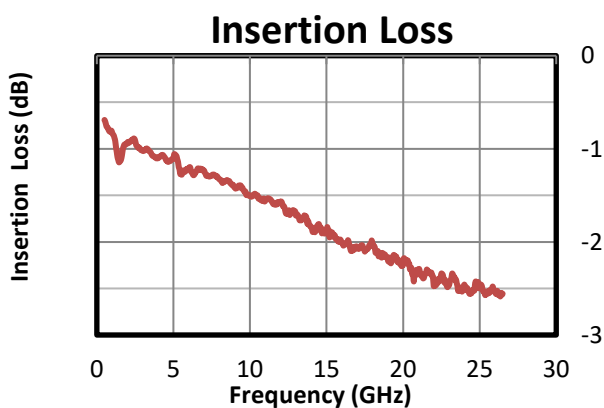
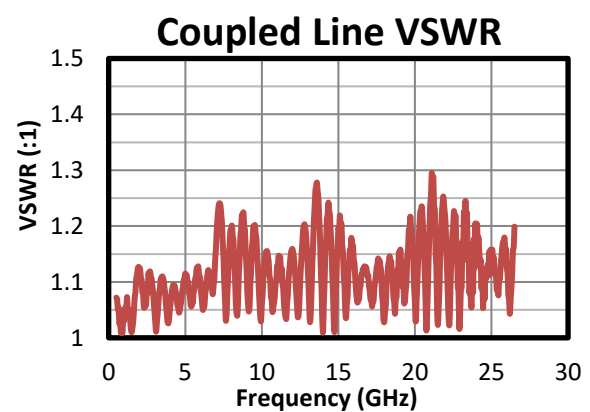
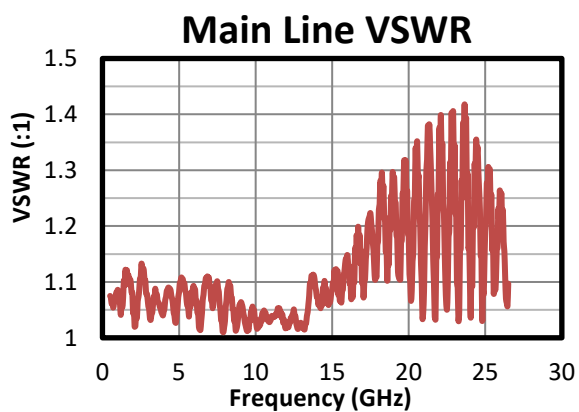
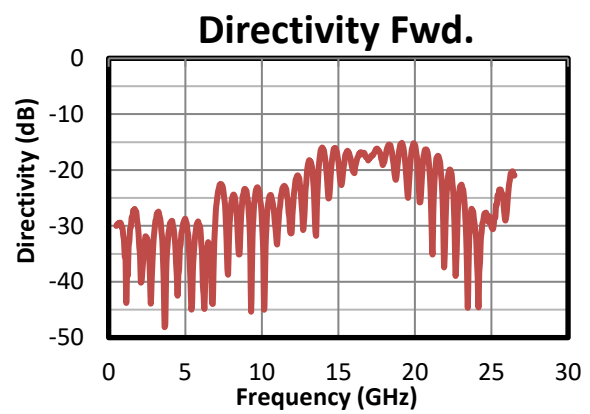
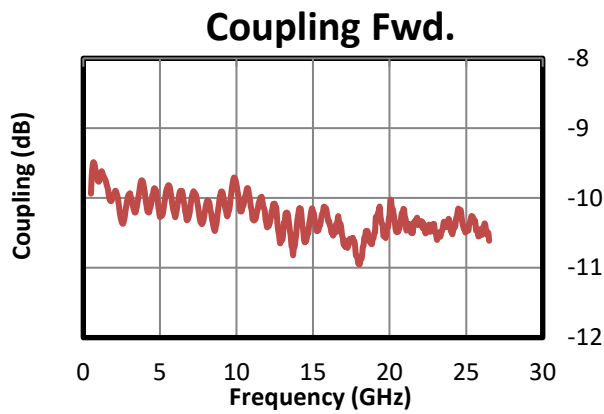
Operated in 50Ω system, 25°C environment.

Outline Drawing



Connectors: 2.92mm Female

Typical Performance



Typical performance S-parameter file: <https://www.amtery.com/en/goods-87>

For each S/N S-parameter file, go to <https://www.amtery.com/en/downloads>

Note: Specifications are subject to change without notice.