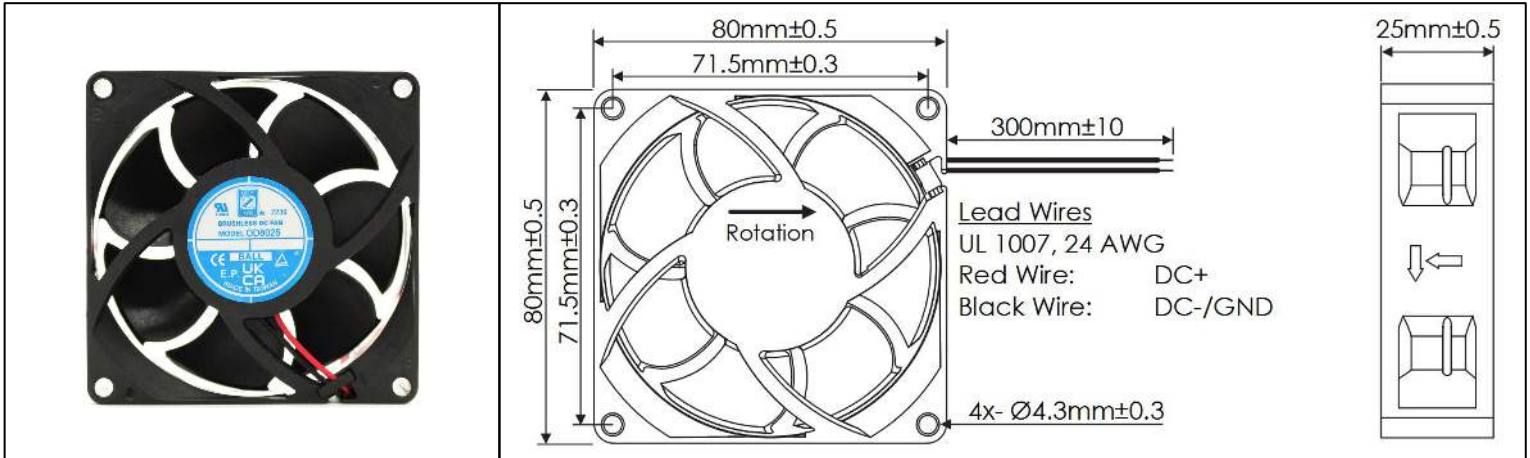


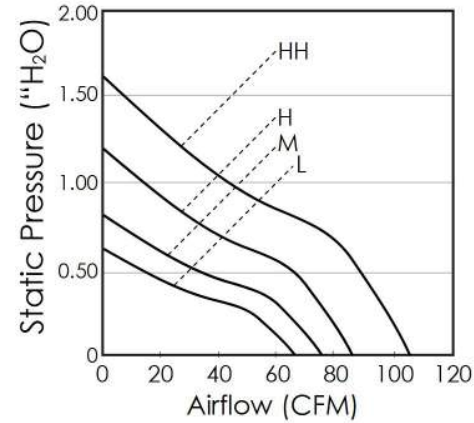
OD8025 XE Series



DC Fans - 12, 24, 48V
80mm x 25mm (3.15" x 1.00")



Frame	PBT, UL94 V-0 Plastic	Operating Temperature -20°C ~ +65°C Storage Temperature -25°C ~ +75°C Life Expectancy 70,000 Hours (L10 at 40°C) Available Options Tachometer Output Alarm Output PWM Speed Control Input IP Ratings Weight: 0.24 lbs
Impeller	PBT, UL94 V-0 Plastic	
Connection	2x Lead Wires, 24 AWG	
Motor	Brushless DC, Auto Cutoff, Auto Restart, Polarity Protected, Electronically Protected	
Bearing System	Ball Bearings	
Dielectric Strength	500VDC/min, <1mA	
Insulation Resistance	≥10MΩ @ 500V DC	

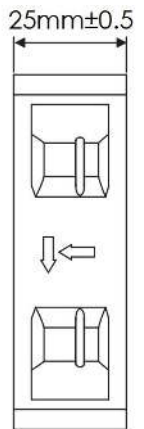
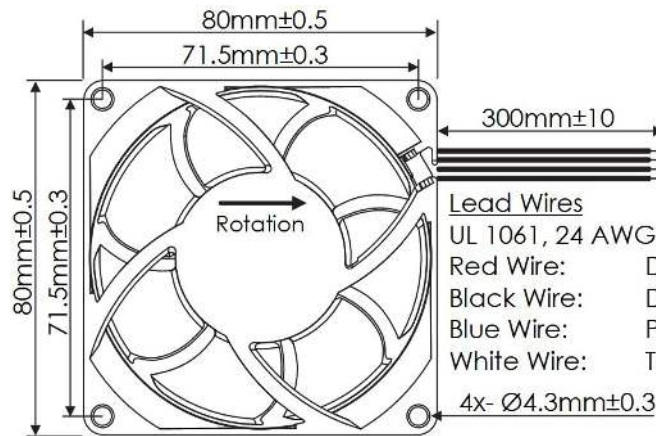


Part Number	Rated Voltage (Volts DC)	Voltage Range (Volts DC)	Input Power (Watts)(~Max)	Rated Current (Amps)(~Max)	Rated Speed (RPM)	Max Airflow (CFM)	Noise Level (dB)	Max Static Pressure (\"H ₂ O)
OD8025-12HHBXE	12	8 ~ 13.8	19.2 (~20.5)	1.60 (~1.8)	9450	104.6	65.2	1.60
OD8025-12HBXE	12	8 ~ 13.8	11.5 (~13.2)	0.96 (~1.1)	8000	85.8	60.1	1.20
OD8025-12MBXE	12	8 ~ 13.8	8.6 (~9.6)	0.72 (~0.8)	6975	76.3	55.7	0.82
OD8025-12LBXE	12	8 ~ 13.8	6.5 (~7.2)	0.54 (~0.6)	5990	64.6	50.3	0.63
OD8025-24HHBXE	24	15 ~ 26	20.4 (~24.0)	0.85 (~1.0)	9450	104.6	65.2	1.60
OD8025-24HBXE	24	15 ~ 26	12.0 (~16.8)	0.50 (~0.7)	8000	85.8	60.1	1.20
OD8025-24MBXE	24	15 ~ 26	9.1 (~12.0)	0.38 (~0.5)	6975	76.3	55.7	0.82
OD8025-24LBXE	24	15 ~ 26	7.0 (~9.6)	0.29 (~0.4)	5990	64.6	50.3	0.63
OD8025-48HHBXE	48	28 ~ 52	21.6 (~28.8)	0.45 (~0.6)	9450	104.6	65.2	1.60
OD8025-48HBXE	48	28 ~ 52	18.2 (~24.0)	0.38 (~0.5)	8000	85.8	60.1	1.20
OD8025-48MBXE	48	28 ~ 52	13.0 (~19.2)	0.27 (~0.4)	6975	76.3	55.7	0.82
OD8025-48LBXE	48	28 ~ 52	9.6 (~14.4)	0.20 (~0.3)	5990	64.6	50.3	0.63

OD8025 XE Series with PWM and Tach

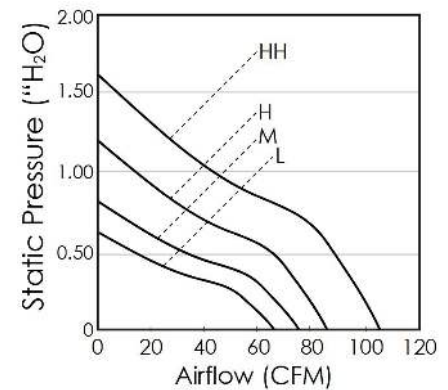


DC Fans - 12, 24, 48V
80mm x 25mm (3.15" x 1.00")

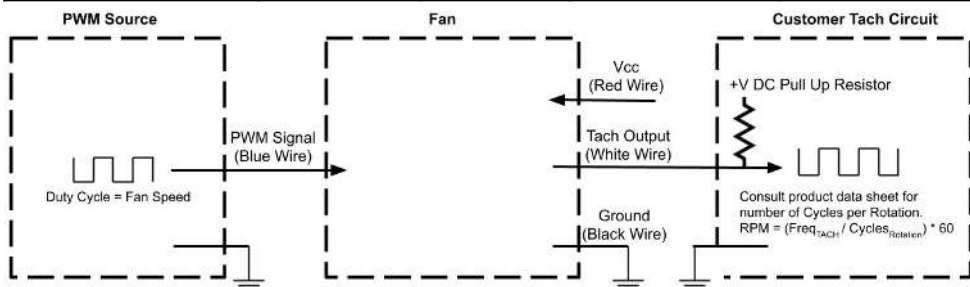


Lead Wires
UL 1061, 24 AWG
Red Wire: DC+
Black Wire: DC-/GND
Blue Wire: PWM Input
White Wire: Tach Output
4x- Ø4.3mm±0.3

Frame	PBT, UL94 V-0 Plastic	Operating Temperature -20°C ~ +65°C Storage Temperature -25°C ~ +75°C Life Expectancy 70,000 Hours (L10 at 40°C) Installed Options PWM Speed Control Input Open Collector Tach Output Available Options 5V TTL Type Tach Output IP Ratings Weight: 0.24 lbs
Impeller	PBT, UL94 V-0 Plastic	
Connection	4x Lead Wires, 24 AWG	
Motor	Brushless DC, Auto Cutoff, Auto Restart, Polarity Protected, Electronically Protected	
Bearing System	Ball Bearings	
Dielectric Strength	500VDC/min, <1mA	
Insulation Resistance	≥10MΩ @ 500V DC	



Part Number	Rated Voltage (Volts DC)	Voltage Range (Volts DC)	Input Power (Watts)(~Max)	Rated Current (Amps)(~Max)	Rated Speed (RPM)	Max Airflow (CFM)	Noise Level (dB)	Max Static Pressure (\"H ₂ O)
OD8025-12HHBXE10A	12	8 ~ 13.8	19.2 (~20.5)	1.60 (~1.8)	9450	104.6	65.2	1.60
OD8025-12HBXE10A	12	8 ~ 13.8	11.5 (~13.2)	0.96 (~1.1)	8000	85.8	60.1	1.20
OD8025-12MBXE10A	12	8 ~ 13.8	8.6 (~9.6)	0.72 (~0.8)	6975	76.3	55.7	0.82
OD8025-12LBXE10A	12	8 ~ 13.8	6.5 (~7.2)	0.54 (~0.6)	5990	64.6	50.3	0.63
OD8025-24HHBXE10A	24	15 ~ 26	20.4 (~24.0)	0.85 (~1.0)	9450	104.6	65.2	1.60
OD8025-24HBXE10A	24	15 ~ 26	12.0 (~16.8)	0.50 (~0.7)	8000	85.8	60.1	1.20
OD8025-24MBXE10A	24	15 ~ 26	9.1 (~12.0)	0.38 (~0.5)	6975	76.3	55.7	0.82
OD8025-24LBXE10A	24	15 ~ 26	7.0 (~9.6)	0.29 (~0.4)	5990	64.6	50.3	0.63
OD8025-48HHBXE10A	48	28 ~ 52	21.6 (~28.8)	0.45 (~0.6)	9450	104.6	65.2	1.60
OD8025-48HBXE10A	48	28 ~ 52	18.2 (~24.0)	0.38 (~0.5)	8000	85.8	60.1	1.20
OD8025-48MBXE10A	48	28 ~ 52	13.0 (~19.2)	0.27 (~0.4)	6975	76.3	55.7	0.82
OD8025-48LBXE10A	48	28 ~ 52	9.6 (~14.4)	0.20 (~0.3)	5990	64.6	50.3	0.63



Tach Max Pullup Voltage: Fan Vcc
 Tach Max Sink Current: 8mA
 Tach Cycles per Revolution: 2
 PWM Max High Voltage: 5V
 PWM Max Sink Current: 5mA
 PWM Frequency Range: 1KHz-100KHz
 PWM Typical Frequency: 25KHz
 RPM at 0% Duty Cycle: 0 RPM
 Duty Cycle for fan startup: 25%
 RPM will be full speed if PWM input is disconnected.