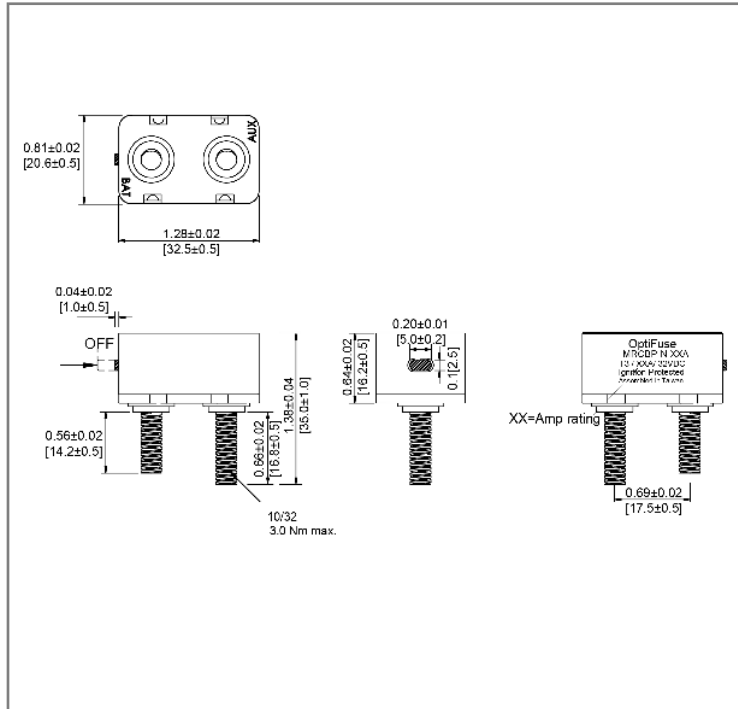


10-32 Stud (Shortstop Style) Circuit Breaker

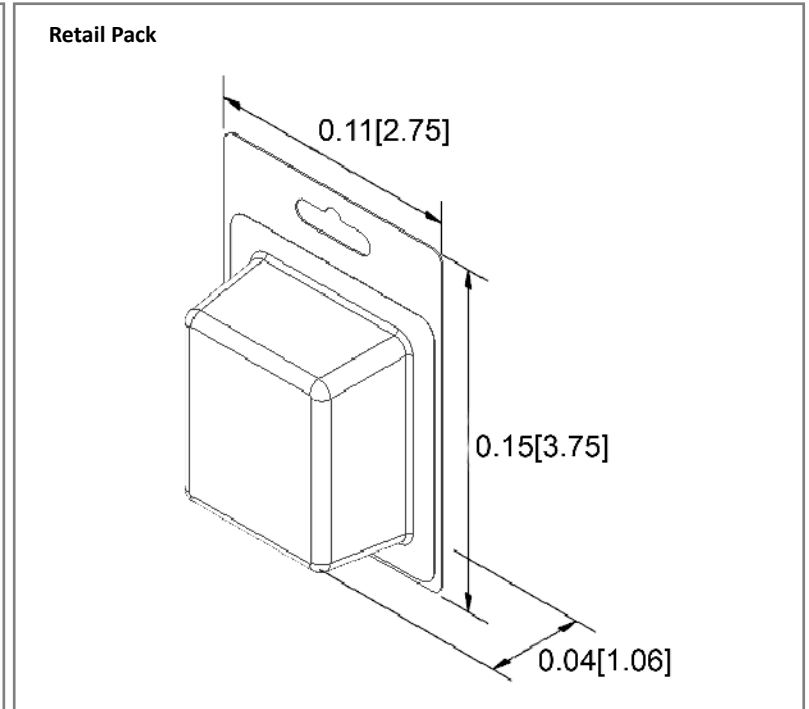
MRCBP-N Colored Body



Mechanical Dimensions: Inches [mm]



Retail Pack: Inches [mm]



Part Numbers Information

Amperage	Body Color	Bulk Part #	Retail Pack # Blister Card	Pack Size
10A	Gray	MRCBP-N-10A	MRCBP-N-10A-BP	1
15A	Blue	MRCBP-N-15C	MRCBP-N-15C-BP	1
20A	Yellow	MRCBP-N-20C	MRCBP-N-20C-BP	1
25A	White	MRCBP-N-25C	MRCBP-N-25C-BP	1
30A	Green	MRCBP-N-30C	MRCBP-N-30C-BP	1
40A	Orange	MRCBP-N-40C	MRCBP-N-40C-BP	1
50A	Red	MRCBP-N-50C	MRCBP-N-50C-BP	1

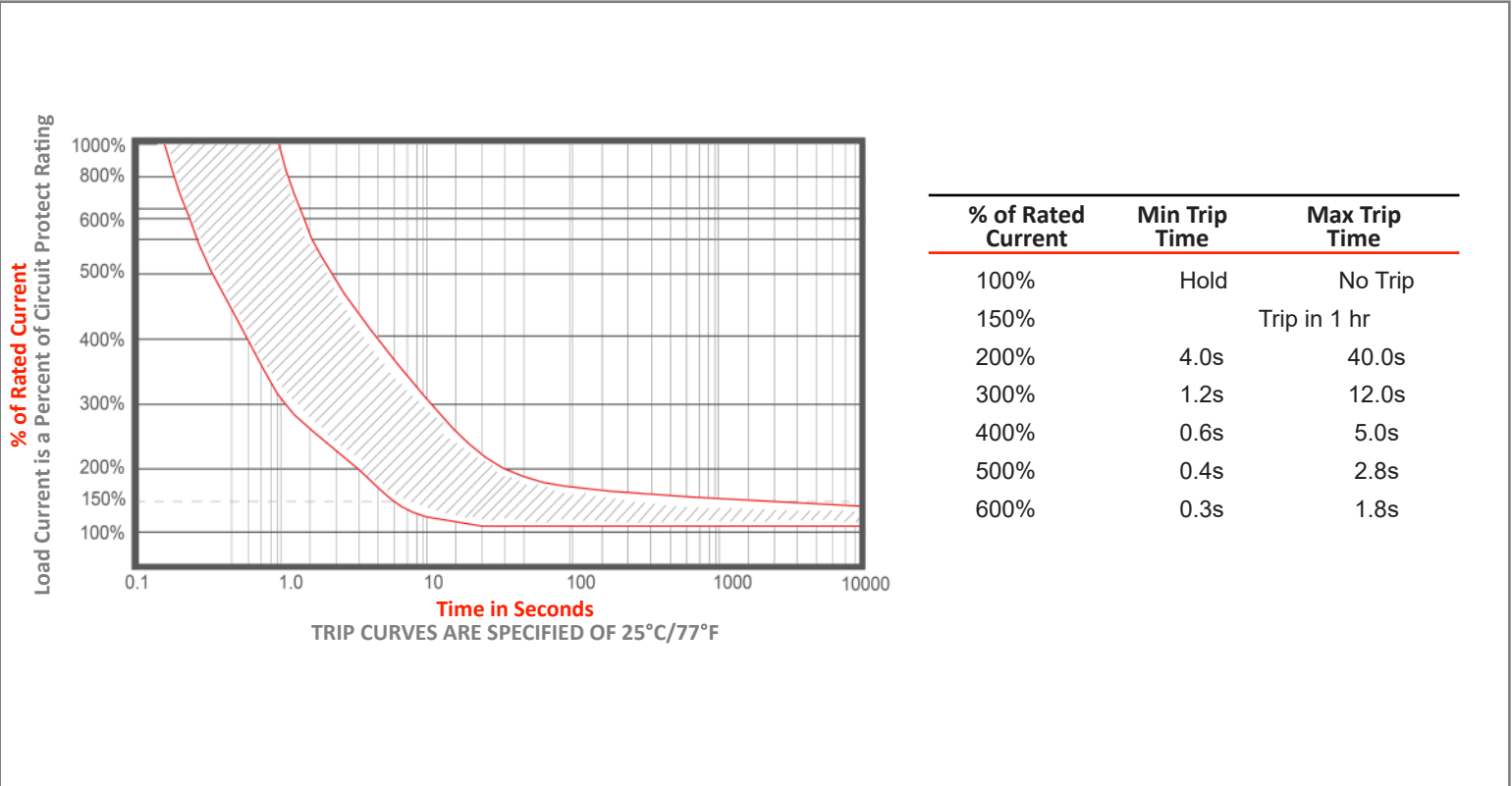
Electrical Specifications

Voltage Rating	12/24/32VDC
Reset Type	Type III - Manual Reset
Interrupting Rating	4 times rated current
Operation Temperature	-10°C ~ 60°C
Testing	SAE J553

Material Specifications

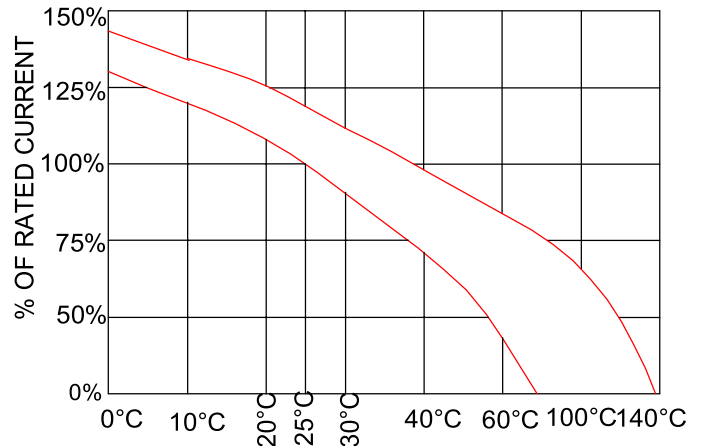
Body Material	Thermoplastic (UL94V-0)
Terminals Configuration	Battery – Copper Plated, Auxiliary – Zinc Plated
Studs Torque	3.0±0.3 N.m
Ignition Protection	SAE J1171 Ingress Protection IP63

Time vs. Percent of Rated Current



Temperature Derating Curve

The time/current characteristic curve depends on the ambient temperature prevailing, In order to eliminate nuisance tripping. Please divide the current breaker current ratings by the derating factor shown below.



Ambient Temperature	-10°C	0°C	10°C	25°C	40°C	50°C	60°C
Division Factor	1.25	1.15	1.05	1.00	0.9	0.8	0.7

Rev Date of issue Revision Notes

Designed Approved

E	05-18-2023	Initial Drawing	RC	OF
---	------------	-----------------	----	----