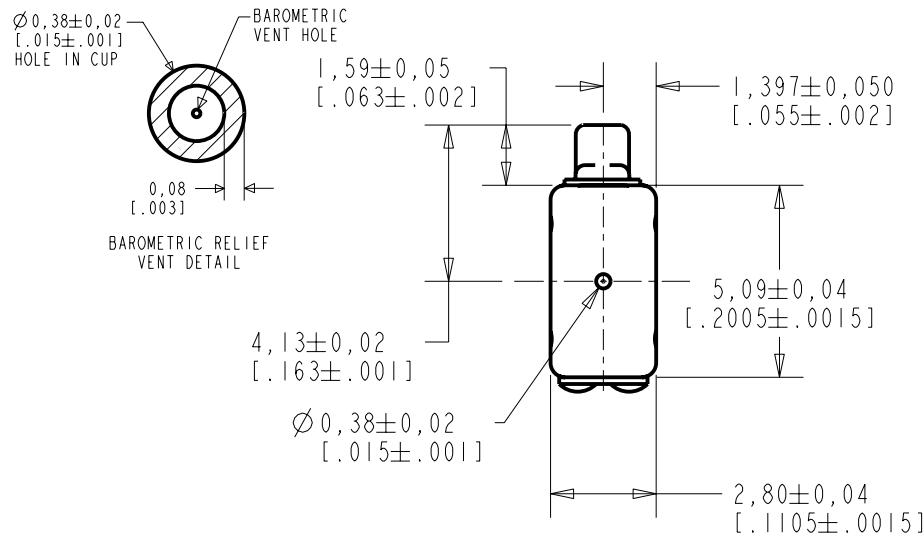
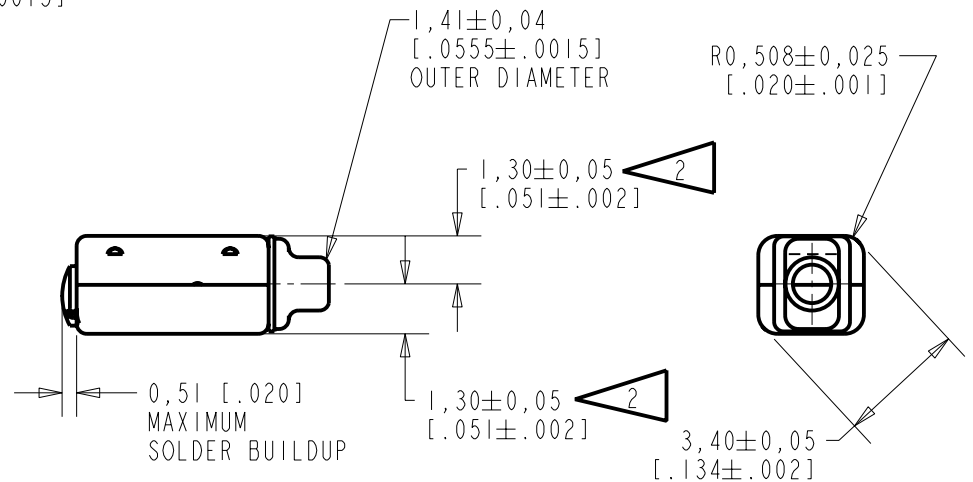
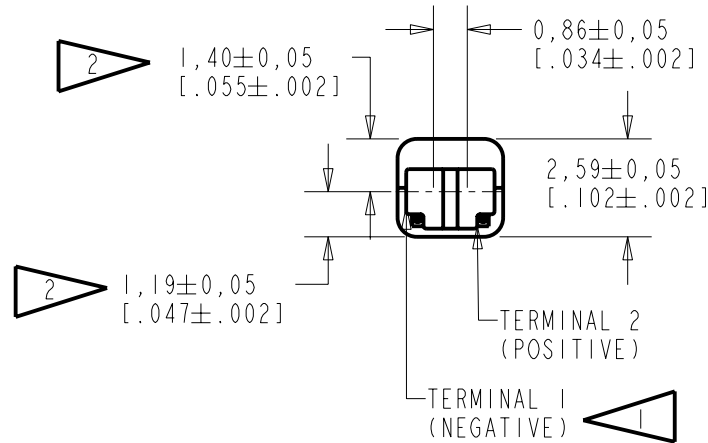


FFH-26867-105
SHT 1.1



NOTES:

- 1 A POSITIVE GOING VOLTAGE AT TERMINAL 2, RELATIVE TO TERMINAL 1, CAUSES A DECREASE IN PRESSURE AT THE SOUND OUTLET.
- 2 LOCATED FROM TWO SURFACES FOR CUSTOMER CONVENIENCE. ONLY APPLICABLE FROM ONE SURFACE, NOT TO BE USED TOGETHER.



SCALE 2:1

NOMINAL WEIGHT
.18 GRAMS

DIMENSIONS IN MILLIMETERS [INCHES]

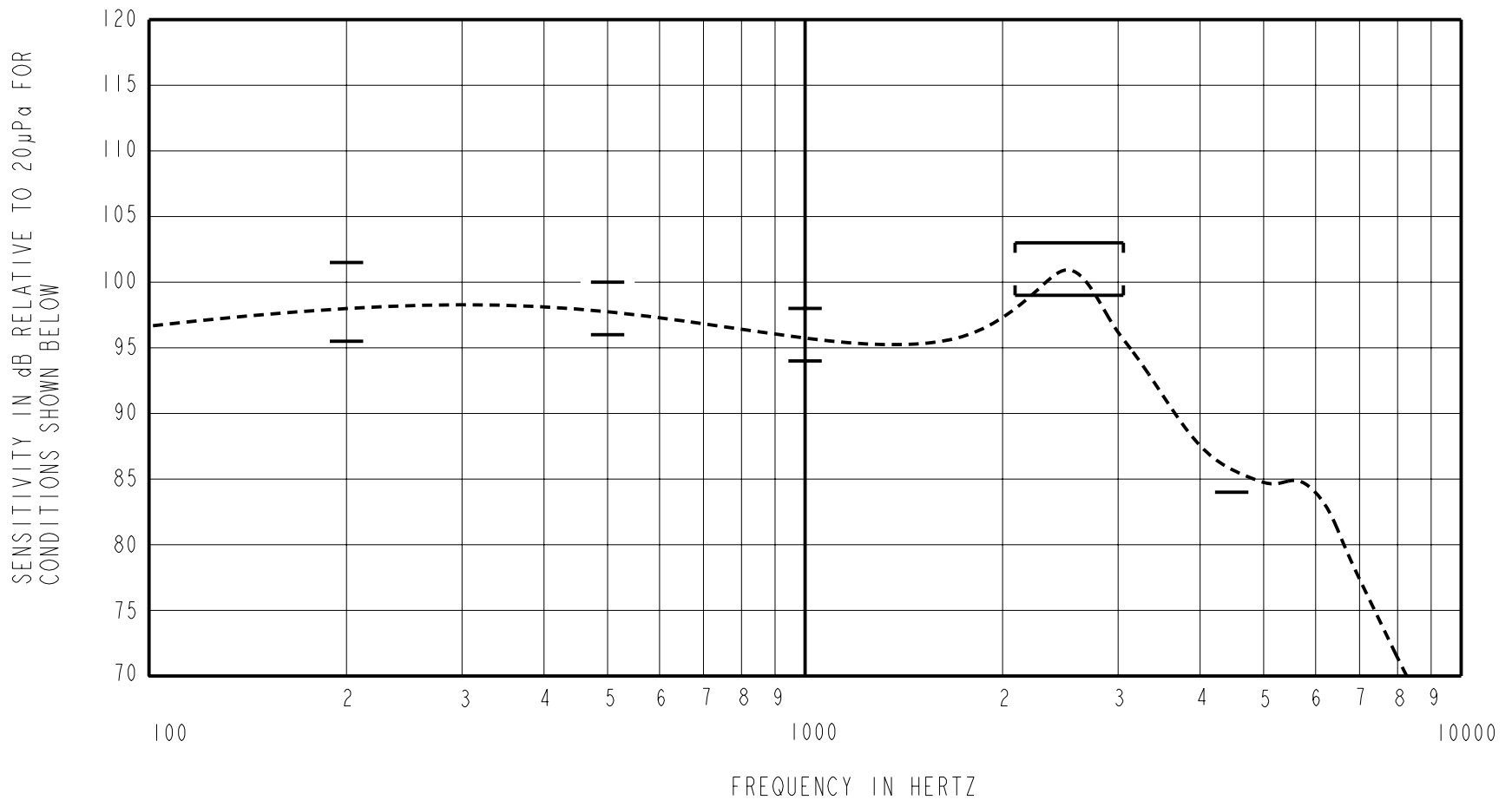
Revision	C.O. #	Implementation Date	RELEASE LEVEL	REVISION
D	CI0105532	3-30-07	Released	D

KNOWLES ELECTRONICS
ITASCA, ILLINOIS U.S.A.

SCALE: 5:1	DR. BY: CRG	DATE: 1-13-06
DO NOT SCALE DRAWING	CK. BY: GJP	DATE: 1-13-06
TITLE: RECEIVER	APP. BY: GJP	DATE: 1-13-06
OUTLINE DRAWING	FFH-26867-105 SHT 1.1	

THE FFH-26867-105 IS A FERROFLUID AND TYPE III DAMPED AND EXTERNALLY VENTED FH-26555 RECEIVER WITH A PEAK OF 5dB RELATIVE TO THE SENSITIVITY AT 1kHz UNDER CONSTANT VOLTAGE DRIVE CONDITIONS.

CONSTANT VOLTAGE DRIVE CONDITIONS



ACOUSTICAL

SENSITIVITY
DEVICE WILL PRODUCE THE SPL LISTED BELOW UNDER TEST CONDITIONS DESCRIBED IN TABLE 3.
NOMINAL SENSITIVITY AT 1kHz IS dB RELATIVE TO 20µPa. ALL OTHER VALUES
IN dB RELATIVE TO THE SENSITIVITY AT 1kHz.

FREQUENCY (Hz)	MINIMUM	NOMINAL	MAXIMUM
200	-0.5	+2.5	+5.5
500	0.0	+2.0	+4.0
1000	-2.0	96.0	+2.0
2100 - 3100	+3.0	+5.0	+7.0
4500	-12.0	---	---

PORT LOCATION: 12S

TABLE 1

TOTAL HARMONIC DISTORTION
DEVICE WILL NOT EXCEED TOTAL HARMONIC DISTORTION LEVELS LISTED BELOW.

FREQUENCY (Hz)	AC DRIVE (V rms)	DC BIAS (V)	LIMIT (%)
500	1.62	0	10
870	0.54	0	6
1300	0.54	0	6

TABLE 2

TEST CONDITIONS

NOMINAL SOURCE VOLTAGE	0.54 V rms, 0 mA DC BIAS
SOURCE IMPEDANCE	<1 Ohm
TUBING	10mm [.394"] LONG, 1mm [.039"] I.D.
COUPLER CAVITY	2 CM ³ , SIMULATED ANSI S3.7 TYPE HA-3 (IEC 126)

TABLE 3

ELECTRICAL

DC RESISTANCE	985 Ohms ± 10%
IMPEDANCE @ 500 Hz	1390 Ohms ± 15%
IMPEDANCE @ 1kHz	2152 Ohms ± 15%

TABLE 4

ISOLATION: CASE WILL BE ELECTRICALLY ISOLATED FROM THE COIL CIRCUIT.
BAROMETRIC RELIEF: THE AIR FLOW THROUGH THE BAROMETRIC RELIEF VENT TO BE 1.0 TO 2.5 CC/MIN WHEN AIR PRESSURE OF 15 INCHES WATER (3736 Pa) IS APPLIED TO THE PORT APERTURE.

TEMPERATURE: OPERATING RANGE FROM 0°C TO 63°C (SENSITIVITY WILL NOT VARY BY MORE THAN ±3 dB WITHIN RANGE)
SENSITIVITY AT 0°C IS 2dB LOWER THAN THE SENSITIVITY AT ROOM TEMPERATURE.
STORAGE RANGE FROM -40°C TO 63°C

Revision	C.O. #	Implementation Date	RELEASE LEVEL	REVISION
			Released	D
D	C10105532	3-30-07		
WHEN TEST LIMITS ARE USED TO ESTABLISH INCOMING INSPECTION ACCEPTANCE/REJECTION CRITERIA, CORRELATION OF TEST EQUIPMENT WITH KNOWLES IS ALSO REQUIRED FOR ELIMINATION OF EQUIPMENT AND TEST METHOD VARIATION			DR. BY	DATE
TITLE: RECEIVER PERFORMANCE SPECIFICATION			CRG	1-13-06
			FFH-26867-105	
			GJP	1-13-06
			APP. BY	DATE
			GJP	1-13-06

KNOWLES ELECTRONICS
ITASCA, ILLINOIS U.S.A.