

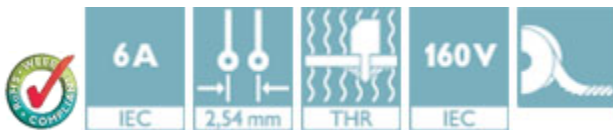
Printed-circuit board connector - MC 0,5/ 4-G-2,54 P20 THR R24 - 1821261

Please be informed that the data shown in this PDF Document is generated from our Online Catalog. Please find the complete data in the user's documentation. Our General Terms of Use for Downloads are valid (<http://phoenixcontact.com/download>)

Header, Nominal current: 6 A, Rated voltage (III/2): 160 V, Number of positions: 4, Pitch: 2.54 mm, Color: black, Contact surface: Gold, Mounting: THR soldering, Sample values available under SAMPLE MC...



The illustration shows the 10-position version



Key Commercial Data

Packing unit	1 pc
Minimum order quantity	465 pc
Custom tariff number	85366990
Country of origin	Germany

Technical data

Dimensions

Length	7.1 mm
Pitch	2.54 mm
Dimension a	7.62 mm
Width	14.7 mm
Height	4.8 mm
Length of the solder pin	2 mm
Pin dimensions	0,64 x 0,64 mm
Hole diameter	1.2 mm

General

Range of articles	MC 0,5/...-G-THR
Insulating material group	IIIa
Rated surge voltage (III/3)	2.5 kV
Rated surge voltage (III/2)	2.5 kV

Printed-circuit board connector - MC 0,5/ 4-G-2,54 P20 THR R24 - 1821261

Technical data

General

Rated surge voltage (II/2)	2.5 kV
Rated voltage (III/3)	32 V
Rated voltage (III/2)	160 V
Rated voltage (II/2)	160 V
Connection in acc. with standard	EN-VDE
Nominal current I _N	6 A
Insulating material	LCP
Flammability rating according to UL 94	V0
Color	black
Number of positions	4

Standards and Regulations

Connection in acc. with standard	EN-VDE
Flammability rating according to UL 94	V0

Classifications

eCl@ss

eCl@ss 4.0	272607xx
eCl@ss 4.1	27260701
eCl@ss 5.0	27260701
eCl@ss 5.1	27260701
eCl@ss 6.0	27260704
eCl@ss 7.0	27440402
eCl@ss 8.0	27440402
eCl@ss 9.0	27440402

ETIM

ETIM 3.0	EC001121
ETIM 4.0	EC002637
ETIM 5.0	EC002637

UNSPSC

UNSPSC 6.01	30211810
UNSPSC 7.0901	39121409
UNSPSC 11	39121409
UNSPSC 12.01	39121409
UNSPSC 13.2	39121409

Printed-circuit board connector - MC 0,5/ 4-G-2,54 P20 THR R24 - 1821261

Approvals

Approvals

Approvals


cULus Recognized / VDE Gutachten mit Fertigungsüberwachung / IEC60335 CB Scheme / EAC


Ex Approvals

Approvals submitted

Approval details

cULus Recognized		
	B	C
Nominal current IN	6 A	6 A
Nominal voltage UN	150 V	50 V

VDE Gutachten mit Fertigungsüberwachung 	
Nominal current IN	6 A
Nominal voltage UN	160 V

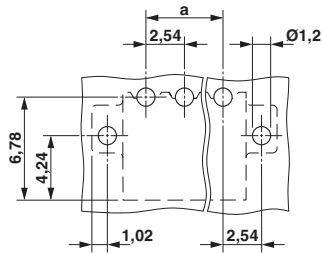
IECEE CB Scheme 	
Nominal current IN	6 A
Nominal voltage UN	160 V

EAC

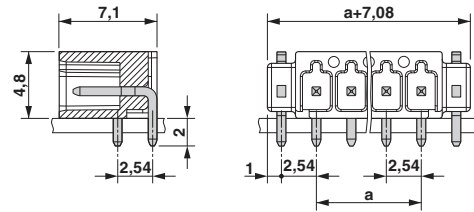
Drawings

Printed-circuit board connector - MC 0,5/ 4-G-2,54 P20 THR R24 - 1821261

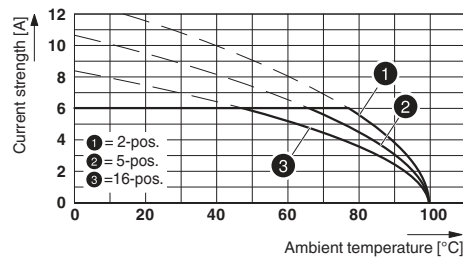
Drilling diagram



Dimensional drawing



Diagram



Type: FMC 0,5/...-ST-2,54 with MC 0,5/...-G-2,54 P20 THR R..