


SIGN	DATE	DESCRIPTION	APPROVER
△	09/01'10	Current rating is changed from 20A to 15A	Aaron
△	09/01'10	Add cULus	Aaron
△	02/12'14	Update the drawing	Guoxue

THIS IS CAD DRAWING, DO NOT REVISE MANUALLY!!!

Material

- Item ① Terminal screw: Steel Zinc plating "-" slot type
- Item ② Clamp : Brass , Ni plating
- Item ③ Wire guard solder pin : Brass,Tin plated
- Item ④ Terminal housing : Thermoplastic (UL94V-0)

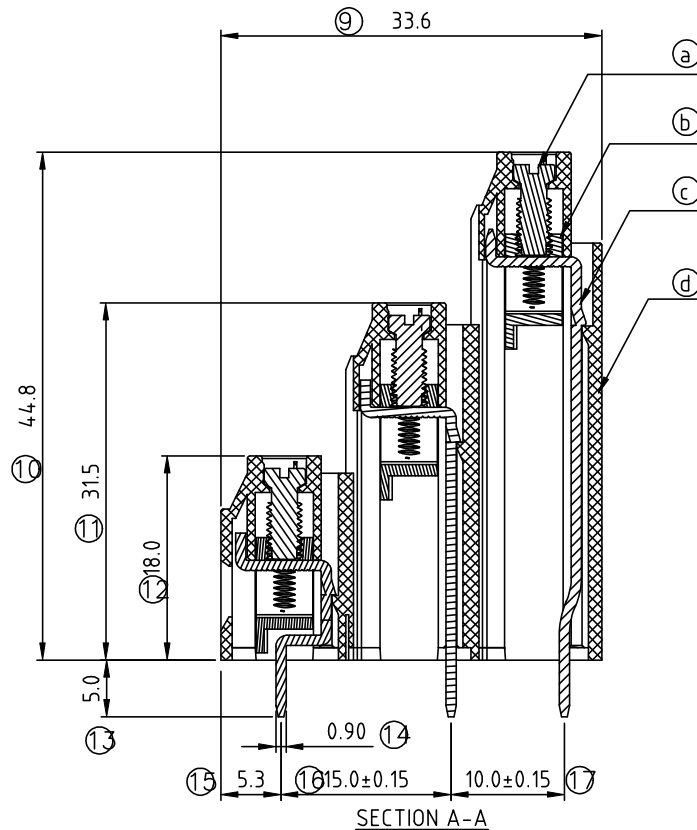
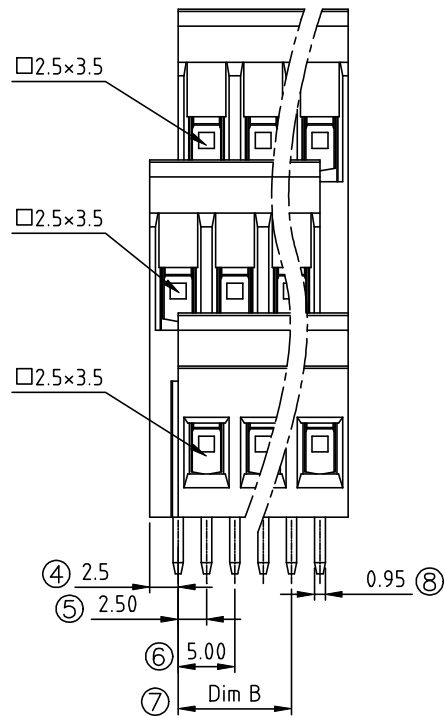
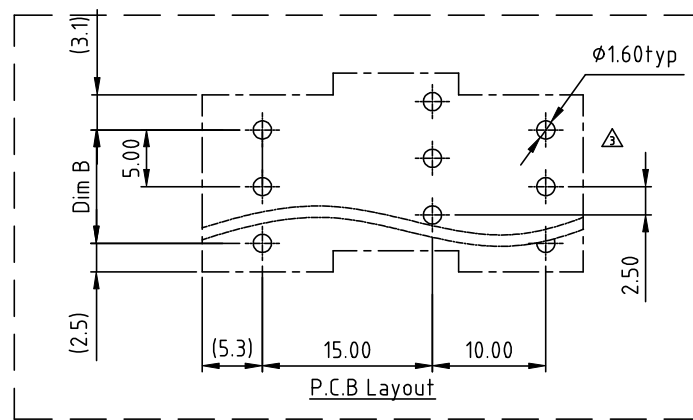
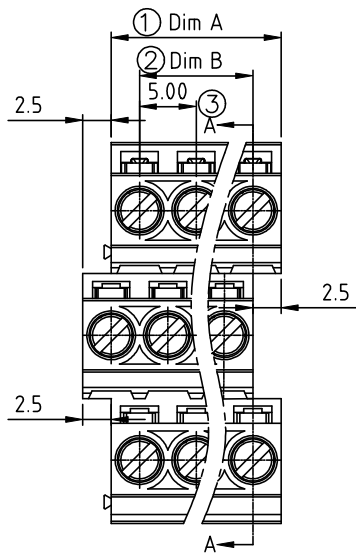
Electrical

- Voltage rating: 300VAC
- △ ● Current rating: 15A
- Wire range:
 - Solid wire(AWG): 12-28
 - Stranded wire(AWG): 12-28
- Torque(Lb-In): 4.3
- Screw: M3
- Wire strip length: 6-7mm
- Withstanding Voltage: 1.6KV
- Operating temperature: -40°C to +115°C
- Soldering temperature: 250°C±10°C/5 Sec
- △ ● Safety Approval: 

PART NO.

YH xx 01 x 1 xxxx G

			RoHS Pb<40,000ppm
No. of poles	0 Black (RAL9005)	0000 Standard @ Logo	
06 3×2P Contacts	5 Green(RAL6018/T)	000A Standard ANY Logo	
09 3×3P Contacts	6 Blue (RAL5015/A)	Any special item by	
—	8 Grey(RAL7035/D)	customer request,	
72 3×24P Contacts	C Green(RAL6018/U)	please contact sales	
		department.	



DIMENSION

Dim A	N/3x5.0
Dim B	(N/3-1)x5.0

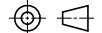
N=Number of contacts

Poles	Dim A	Dim B
3×2pole~3×6pole	±0.15	±0.15
3×7pole~3×12pole	±0.25	±0.25
3×13pole~3×18pole	±0.35	±0.35
3×19pole~3×24pole	±0.40	±0.40

ANYTEK

CUSTOMER COPY

ALL RIGHTS RESERVED. REPRODUCTION OR ISSUE TO THIRD PARTIES IN ANY FORM WHATSOEVER IS NOT PERMITTED WITHOUT WRITTEN AUTHORITY FROM THE PROPRIETOR. PROPERTY OF ANYTEK TECHNOLOGY CO., LTD

TITLE		YH 5.0mm Series 3×2P-3×24P (W/O Cover)			
PART NO.		YHxx01x1xxxxG		DWG NO.	8YH0101
APPROVED	CHECKED	DESIGNED	DRAWN	CUST NO.	
		Guoxue 2014.02.13	Aaron 2010.05.11		
					Tolerance
					UNIT: mm
				SCALE: NONE	X.X ±0.30
				SHEET: 01/01	X.XX ±0.10
				REV.: D	X° ±1°