



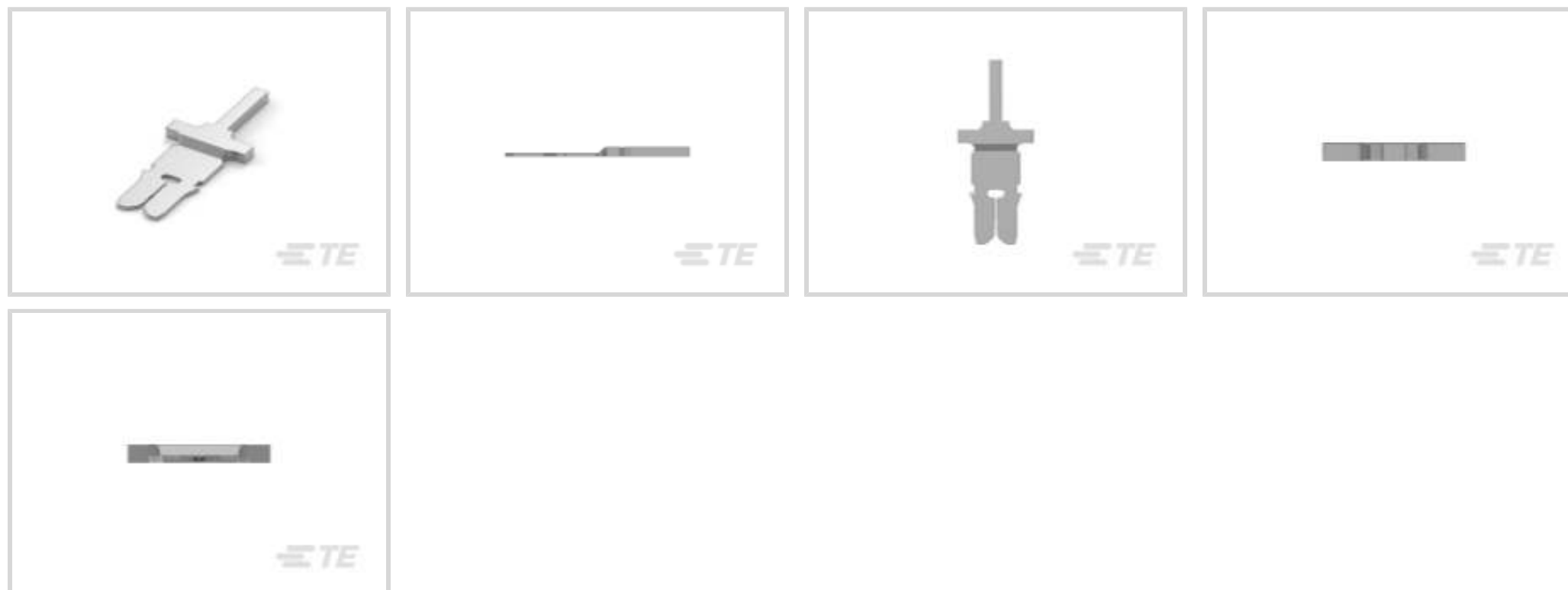
MAG-MATE

TE Internal #: 2120743-2

Magnet Wire Terminals, Multispring Pin, .18 – .27 mm Magnet Wire, 33 – 31 AWG Magnet Wire, Insulation Displacement (IDC), Tin Plating, MAG-MATE

[View on TE.com >](#)

Terminals & Splices > Magnet Wire Terminals



Magnet Wire Terminal Type: **Multispring Pin**

Mating Tab Thickness: **.81 mm [.032 in]**

Mating Pin Diameter: **.8 mm [.031 in]**

Magnet Wire Size: **.18 – .27 mm**

Features

Product Type Features

Compatible With Discrete Wire Type	Magnet Wire, Solid
------------------------------------	--------------------

Contact Features

Magnet Wire Terminal Type	Multispring Pin
Mating Tab Thickness	.81 mm[.032 in]
Mating Pin Diameter	.8 mm[.031 in]
Terminal Plating Material	Tin
Terminal Orientation	Straight

Termination Features

Termination Method to Wire & Cable	Insulation Displacement (IDC)
------------------------------------	-------------------------------

Dimensions

Terminal Height	8.1 mm[.31 in]
Magnet Wire Size	.18 – .27 mm
Stock Thickness (Magnet Wire Side)	.32 mm[.013 in]
Product Length	14.8 mm[.582 in]



Usage Conditions

Insulation Option	Uninsulated
Operating Temperature Range	-65 – 150 °C[-85 – 302 °F]

Operation/Application

Compatible With Wire Base Material	Copper
------------------------------------	--------

Packaging Features

Packaging Method	Reel
------------------	------

Product Compliance

[For compliance documentation, visit the product page on TE.com>](#)

EU RoHS Directive 2011/65/EU	Compliant
EU ELV Directive 2000/53/EC	Compliant
China RoHS 2 Directive MIIT Order No 32, 2016	No Restricted Materials Above Threshold
EU REACH Regulation (EC) No. 1907/2006	Current ECHA Candidate List: JUNE 2023 (235) Candidate List Declared Against: JUNE 2023 (235) Does not contain REACH SVHC
Halogen Content	Low Halogen - Br, Cl, F, I < 900 ppm per homogenous material. Also BFR/CFR/PVC Free
Solder Process Capability	Not applicable for solder process capability

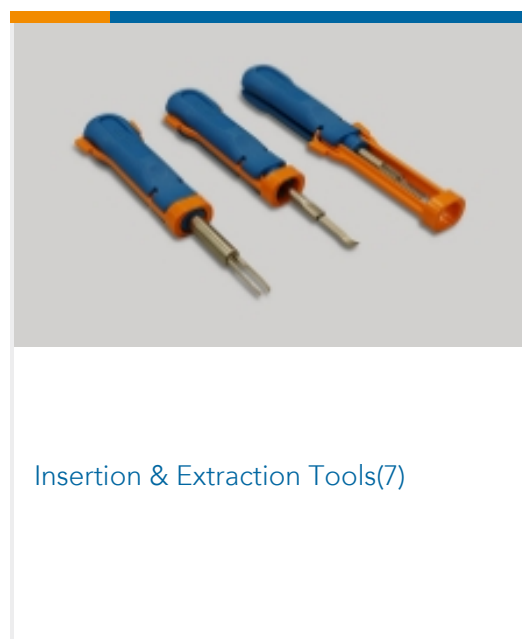
Product Compliance Disclaimer

This information is provided based on reasonable inquiry of our suppliers and represents our current actual knowledge based on the information they provided. This information is subject to change. The part numbers that TE has identified as EU RoHS compliant have a maximum concentration of 0.1% by weight in homogenous materials for lead, hexavalent chromium, mercury, PBB, PBDE, DBP, BBP, DEHP, DIBP, and 0.01% for cadmium, or qualify for an exemption to these limits as defined in the Annexes of Directive 2011/65/EU (RoHS2). Finished electrical and electronic equipment products will be CE marked as required by Directive 2011/65/EU. Components may not be CE marked. Additionally, the part numbers that TE has identified as EU ELV compliant have a maximum concentration of 0.1% by weight in homogenous materials for lead, hexavalent chromium, and mercury, and 0.01% for cadmium, or qualify for an exemption to these limits as defined in the Annexes of Directive 2000/53/EC (ELV). Regarding the REACH Regulation, the information TE provides on SVHC in articles for this part number is based on the latest European Chemicals Agency (ECHA) 'Guidance on requirements for substances in articles' posted at this URL: <https://echa.europa.eu/guidance-documents/guidance-on-reach>

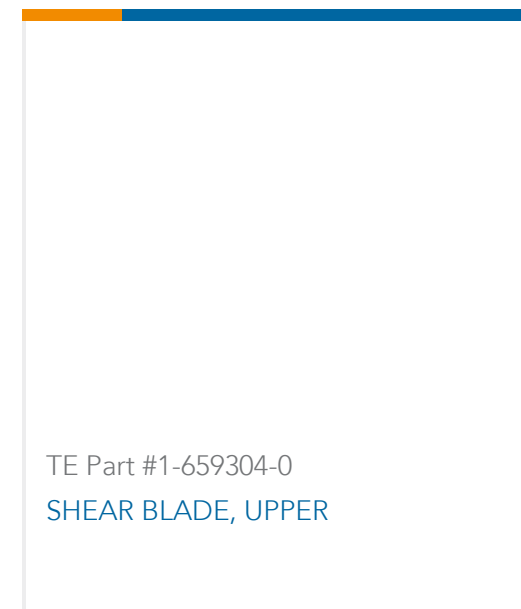
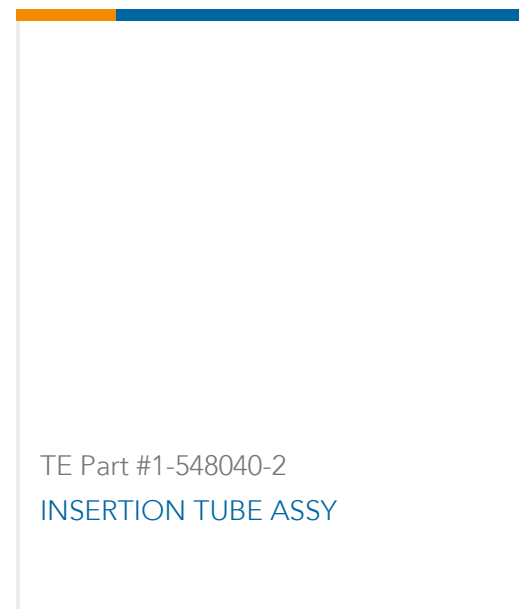
Compatible Parts

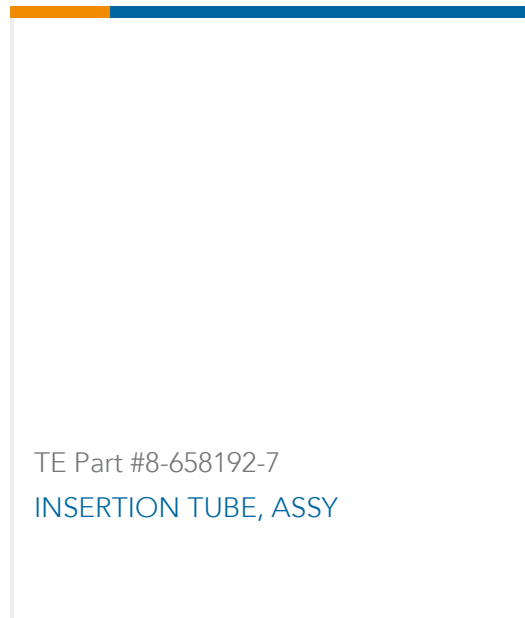
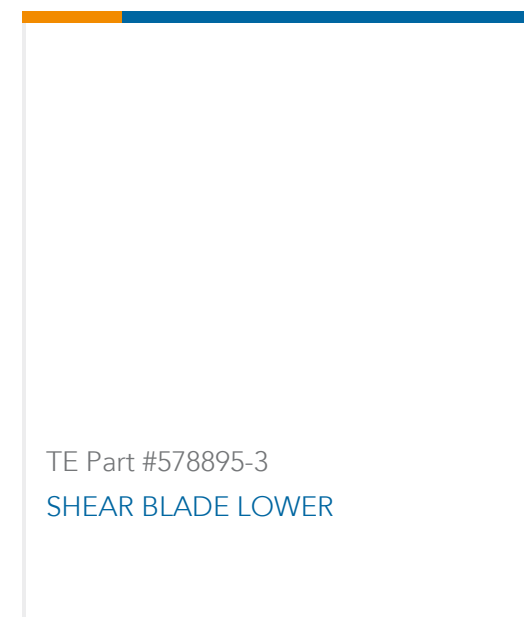
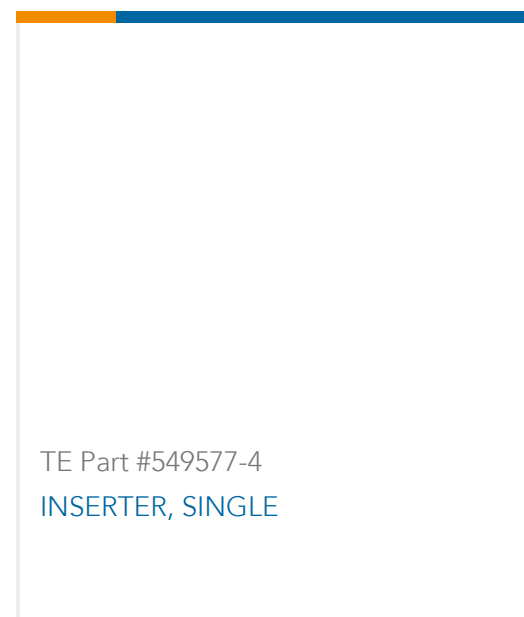
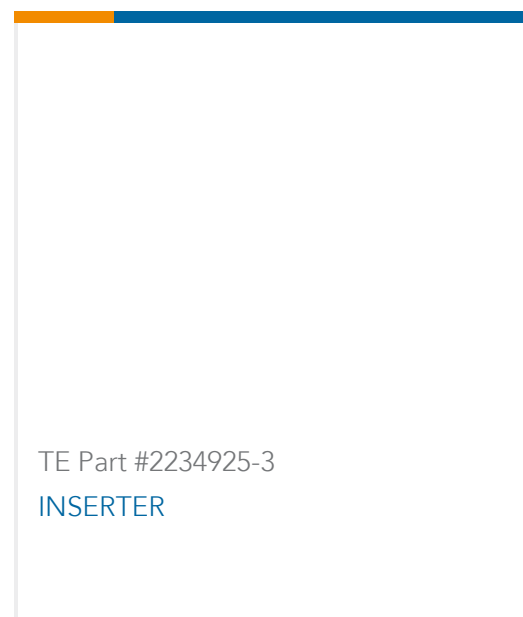


Also in the Series | **MAG-MATE**



Customers Also Bought





Documents

Product Drawings

MAG-MATE Slim Line with Multispring

English

CAD Files

3D PDF

3D

Customer View Model

[ENG_CVM_CVM_2120743-2_A_c-2120743-2-a.2d_dxf.zip](#)

English

Customer View Model

[ENG_CVM_CVM_2120743-2_A_c-2120743-2-a.3d_igs.zip](#)

English

Customer View Model

[ENG_CVM_CVM_2120743-2_A_c-2120743-2-a.3d_stp.zip](#)

English

By downloading the CAD file I accept and agree to the [Terms and Conditions](#) of use.

Product Specifications

Application Specification

English

Product Environmental Compliance

TE Material Declaration

English