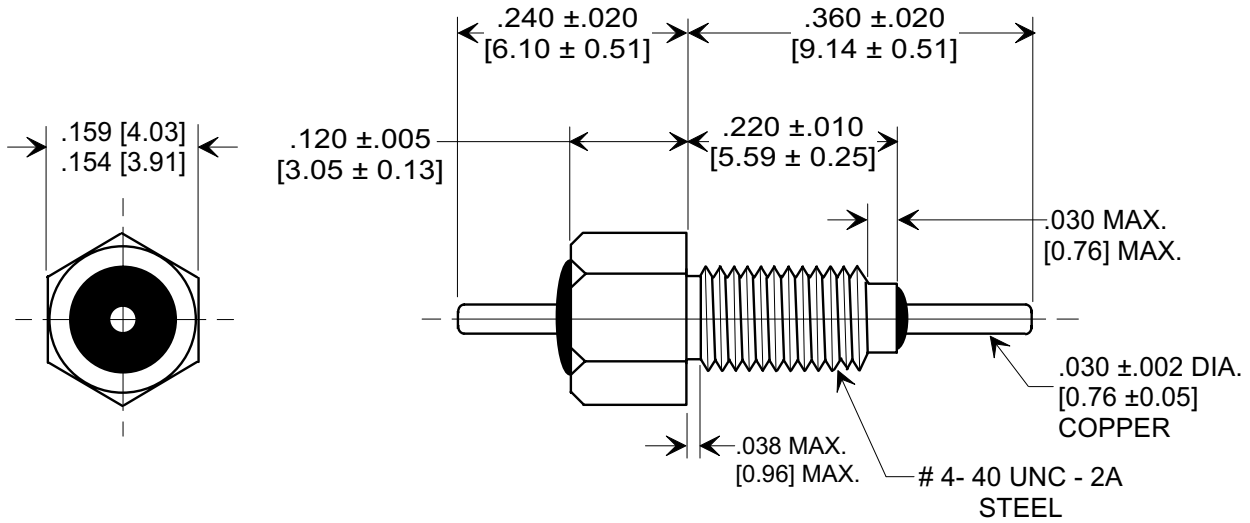
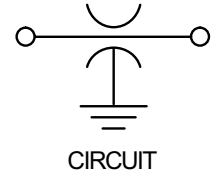
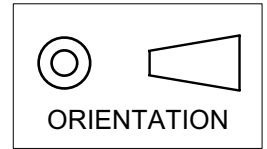


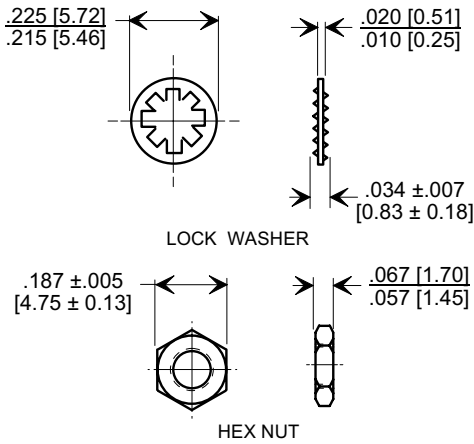
MARKETING SALES DRAWING

DIMENSIONS IN INCHES - DO NOT SCALE THIS DRAWING
DIMENSIONS IN METRIC - []

Electrical Testing
 per Tusonix standard
 test plans and Mil-Std-202
 Test Methods.



MOUNTING HARDWARE



NOTES:

- TUSONIX STANDARD PART NUMBER: 4400-037.
 TUSONIX RoHS COMPLIANT PART NUMBER: 4400-037 LF.
 CUSTOMER MUST SPECIFY STANDARD OR RoHS PART NUMBER WHEN ORDERING.
- LEAD, BUSHING, AND MOUNTING HARDWARE: SILVER PLATED.
- PART MARKING: TRADEMARK AND VARIATION NUMBER ON HEX FLATS. STANDARD PART: BLACK INK. RoHS PART: GREEN INK.
- OPERATING TEMPERATURE RANGE : -55°C TO +125°C.
- MAX. RECOMMENDED SOLDERING TEMPERATURE: 260°C.
- SUPPLIED WITH HEX NUT AND INTERNAL TOOTH LOCK WASHER.
- MAX. RECOMMENDED MOUNTING TORQUE - 2.0 lb.-in. [.226 Nm].

CAP.(pf)	TOLERANCE	DC WORKING VOLTAGE		I.R. MIN. @ 100 (VDC.)	DWV (VDC)	DC CURRENT (AMPS)	MIN. NO LOAD INSERTION LOSS (dB) @ 25°C PER MIL-STD-220				
		85°C	125°C				1 MHz	10 MHz	100 MHz	1 GHz	10 GHz
1000	GMV	300	200	10 G Ω	500	10	----	5	20	35	45

X-2015 Rev-0 REVISION RECORD Original Release C.O. 20011102-1-02 VARS 035,036,037 & 1MHz COLUMN ADDED. L.E. 11-07-90 5591 RDN TO COMP FMT & ADDED METRIC. S.M. 11-08-01 20011102-1-02 REVISED DWG. DRAWING MADE FOR EACH VAR. S.M. 11-19-02 20021113-1-08 ADDED AND REVISED NOTES. S.M. 12-14-05 20051122-2-19	--TOLERANCES-- Unless Otherwise Specified		Title BUSHING STYLE EMI FILTER	
	DECIMAL ± NOTED		Drawn S.M. 11-08-01 Scale 5 X	
	ANGLES ±		Approved B.Mc. 11-08-01	
	TUSONIX TUCSON, ARIZONA		A	4400-037