



Dynamic Series | Dynamic 3000 Series

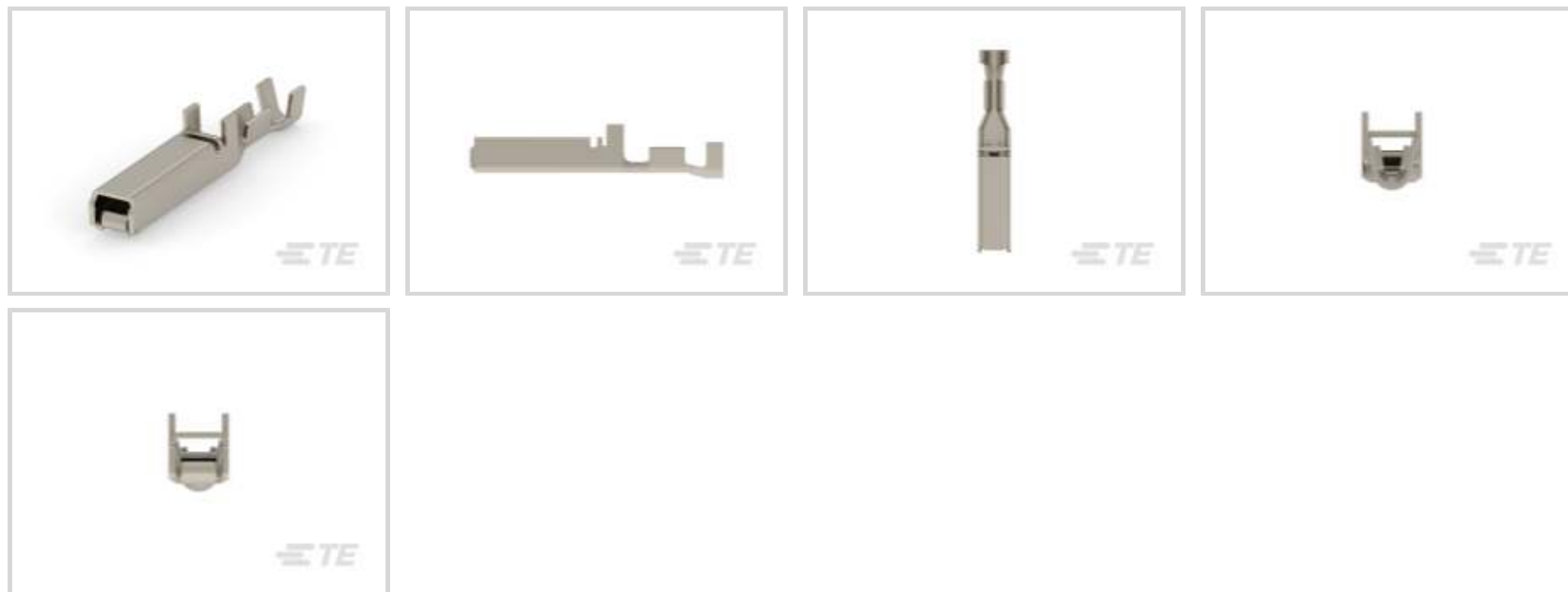
TE Internal #: 175218-2

Connector Contact, Receptacle, Component-to-Wire, 20 – 16 AWG
Wire Size, .5 – 1.42 mm² Wire Size, Gold, Bag & Box, Wire & Cable,
Dynamic 3000 Series

[View on TE.com >](#)

Connectors > PCB Connectors > Wire-to-Board Connectors > Wire-to-Board Connector Contacts >

Contact: Component To Wire; 15A, 28-14 wire size



Contact Type: **Receptacle**

Connector System: **Component-to-Wire**

Wire Size: **.5 – 1.42 mm²**

Contact Mating Area Plating Material: **Gold**

[All Contact: Component To Wire; 15A, 28-14 wire size \(91\)](#)

Features

Product Type Features

Connector System	Component-to-Wire
Connector & Contact Terminates To	Wire & Cable

Contact Features

Mating Tab Width	2 mm[.08 in]
Mating Tab Thickness	.64 mm[.025 in]
Contact Type	Receptacle
Contact Mating Area Plating Material	Gold
Contact Current Rating (Max)	15 A

Dimensions

Wire Size	.5 – 1.42 mm ²
-----------	---------------------------

Usage Conditions

Operating Temperature Range	-55 – 105 °C[-67 – 221 °F]
-----------------------------	----------------------------



Operation/Application

Circuit Application	Power & Signal
---------------------	----------------

Packaging Features

Packaging Method	Bag & Box
------------------	-----------

Product Compliance

[For compliance documentation, visit the product page on TE.com>](#)

EU RoHS Directive 2011/65/EU	Compliant
EU ELV Directive 2000/53/EC	Compliant
China RoHS 2 Directive MIIT Order No 32, 2016	No Restricted Materials Above Threshold
EU REACH Regulation (EC) No. 1907/2006	Current ECHA Candidate List: JUNE 2023 (235) Candidate List Declared Against: JUNE 2023 (235) Does not contain REACH SVHC
Halogen Content	Low Halogen - Br, Cl, F, I < 900 ppm per homogenous material. Also BFR/CFR/PVC Free
Solder Process Capability	Not applicable for solder process capability

Product Compliance Disclaimer

This information is provided based on reasonable inquiry of our suppliers and represents our current actual knowledge based on the information they provided. This information is subject to change. The part numbers that TE has identified as EU RoHS compliant have a maximum concentration of 0.1% by weight in homogenous materials for lead, hexavalent chromium, mercury, PBB, PBDE, DBP, BBP, DEHP, DIBP, and 0.01% for cadmium, or qualify for an exemption to these limits as defined in the Annexes of Directive 2011/65/EU (RoHS2). Finished electrical and electronic equipment products will be CE marked as required by Directive 2011/65/EU. Components may not be CE marked. Additionally, the part numbers that TE has identified as EU ELV compliant have a maximum concentration of 0.1% by weight in homogenous materials for lead, hexavalent chromium, and mercury, and 0.01% for cadmium, or qualify for an exemption to these limits as defined in the Annexes of Directive 2000/53/EC (ELV). Regarding the REACH Regulation, the information TE provides on SVHC in articles for this part number is based on the latest European Chemicals Agency (ECHA) 'Guidance on requirements for substances in articles' posted at this URL: <https://echa.europa.eu/guidance-documents/guidance-on-reach>

Compatible Parts



TE Part # CAT-D9934-A75B
Receptacle and Tab Housing: 5.08 mm Pitch, 250-600V




TE Part # CAT-D9934-A75A
Receptacle and Tab Housing: 3.81 mm pitch, 250V



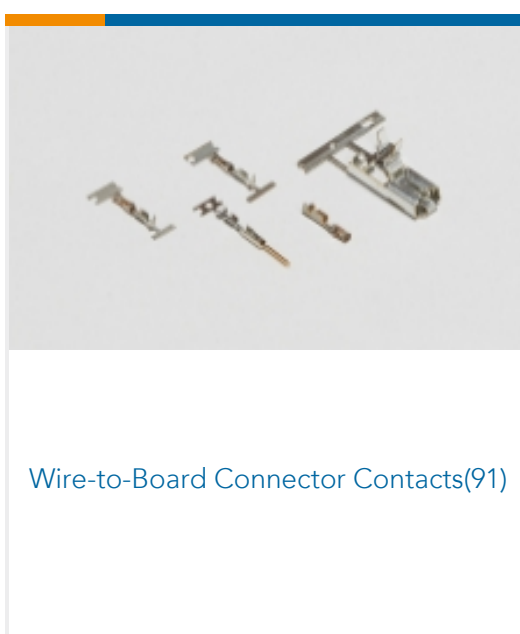
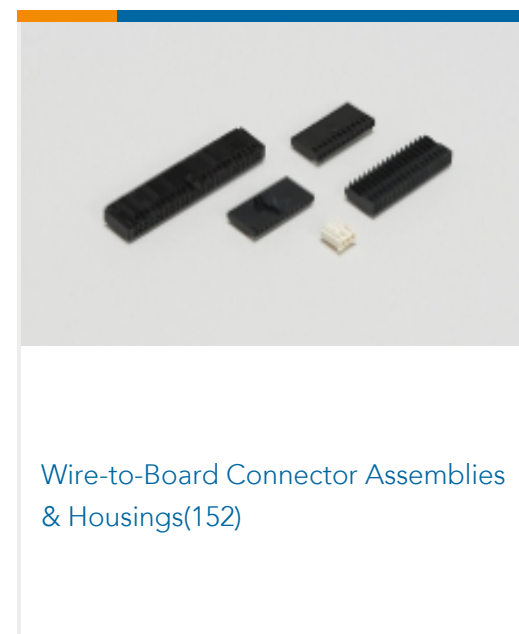



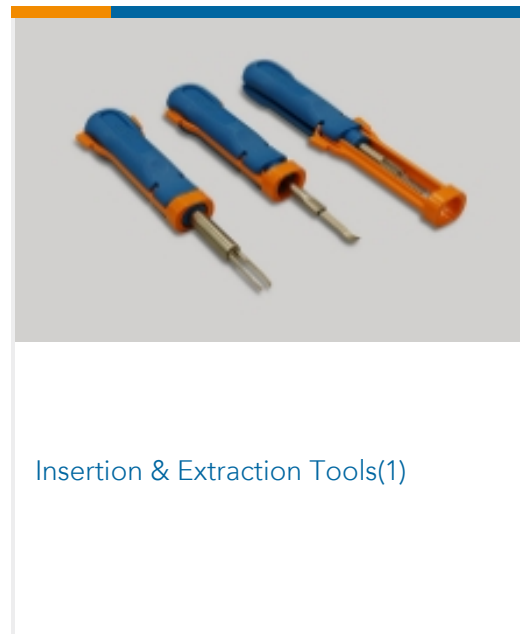

TE Part # CAT-D9934-A75C
Receptacle and Tab Housing: 5.08 mm pitch, 600V



TE Part # 91558-1
CCII D-3 L REC TAB 20-16 ASSY



Also in the Series | **Dynamic 3000 Series**



Customers Also Bought



TE Part #1-178802-3
DYNAMICD3100S TAB HSG 3P PM X-K



TE Part #175289-3
DYNAMIC D-3 TAB CONT. L AU 0.76 L /P



TE Part #1-178129-6
DYNAMIC 3200 REC HSG 6P (DBL)



TE Part #1-1879447-1
Wirewound Resistor: Mineral, 2.5 Kw



TE Part #316400-1
2.5 SIGNAL D/L REC CONT. L L/P



TE Part #2019862-1
MV240-95



TE Part #1-2823591-1
2X 698-960/1710-6000 MHZ



TE Part #4-1105101-2
HE/HA-C-BU.AU.2,5

Documents

Product Drawings

DYNAMIC REC CONTACT L L/P

English

CAD Files

3D PDF

3D

Customer View Model

[ENG_CVM_CVM_175218-2_F.2d_dxf.zip](#)

English

Customer View Model

[ENG_CVM_CVM_175218-2_F.3d_igs.zip](#)

English

Customer View Model

[ENG_CVM_CVM_175218-2_F.3d_stp.zip](#)

English

By downloading the CAD file I accept and agree to the [Terms and Conditions](#) of use.

Datasheets & Catalog Pages

[1-1773732-4_DYNAMIC_SERIES_CATALOG_ENGLISH](#)

Japanese

[1-1773732-4_DYNAMIC_SERIES_CATALOG_ENGLISH](#)

English

Product Specifications

Application Specification

English



Product Environmental Compliance

Product Compliance Document

English

Product Compliance Document

English

Instruction Sheets

Instruction Sheet (non U.S.)

Japanese

Instruction Sheet (non U.S.)

English

Instruction Sheet (non U.S.)

Japanese

PEW12 HAND TOOL(D3000-L)

Japanese

Instruction Sheet (non U.S.)

Japanese

MULTIPLE ENCLOSURE 67M D1200 15POS. REC PLUG

Japanese

Agency Approvals

TUV Certificate

English