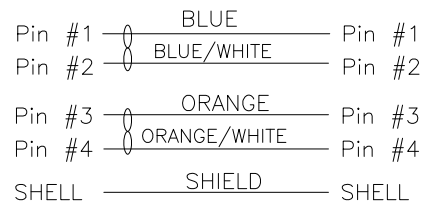


1. CONNECTOR 1 : 858-004-103RSS4, MOLDED STRAIGHT HOOD, COLOR BLACK
2. CONNECTOR 2 : 858-004-103RSS4, MOLDED STRAIGHT HOOD, COLOR BLACK
3. WIRE : 24AWG, 4 TWISTED PAIRS, UL2835, FOIL SHIELD, COLOR BLACK, 30V
4. CABLE DIAMETER : 6.50mm±0.19
5. PIN OUT :

WIRING SCHEMATIC



CCA-000-MYYR194

- 01 = 1 METER
- 02 = 2 METERS
- 03 = 3 METERS

\*\*SEE PAGE 3 FOR CABLE SPECIFICATIONS

**RoHS COMPLIANT**

UNITS = mm

DO NOT SCALE FROM DRAWING



THESE DRAWINGS AND SPECIFICATIONS ARE THE PROPERTY OF NorComp AND SHALL NOT BE REPRODUCED, COPIED OR USED AS THE BASIS FOR THE MANUFACTURE OR SALE OF APPARATUS WITHOUT WRITTEN PERMISSION.

DRAWN:  
M. SIGMON

DATE:  
04-22-15

**NorComp**

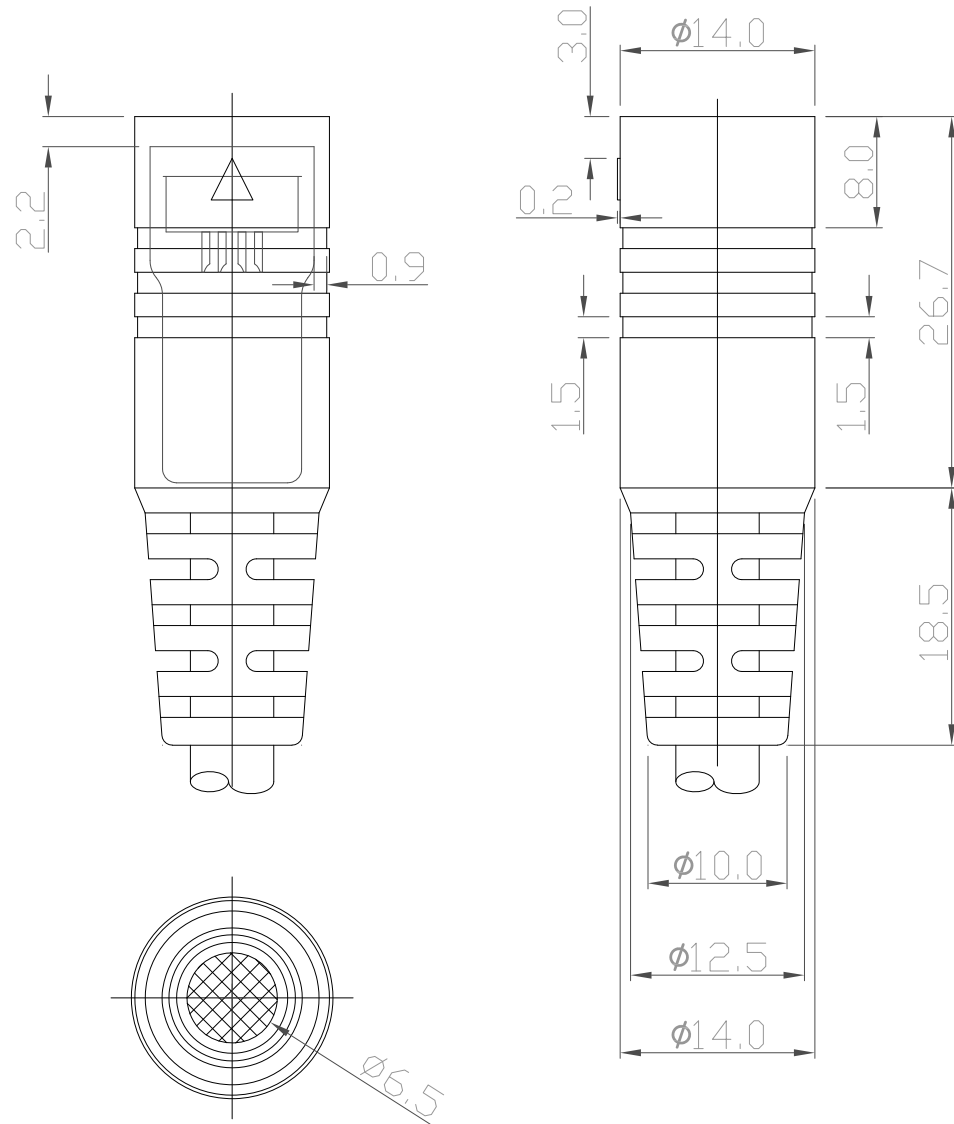
SCALE:  
NTS

SHEET OF  
1 3

REV  
4

DWG NO.

CCA-000-MYYR194



RoHS COMPLIANT

UNITS = mm

DO NOT SCALE FROM DRAWING



THESE DRAWINGS AND SPECIFICATIONS ARE THE PROPERTY OF NorComp AND SHALL NOT BE REPRODUCED, COPIED OR USED AS THE BASIS FOR THE MANUFACTURE OR SALE OF APPARATUS WITHOUT WRITTEN PERMISSION.

DRAWN:  
M. SIGMON

DATE:  
04-22-15

NorComp

SCALE:  
NTS

SHEET OF  
2 3

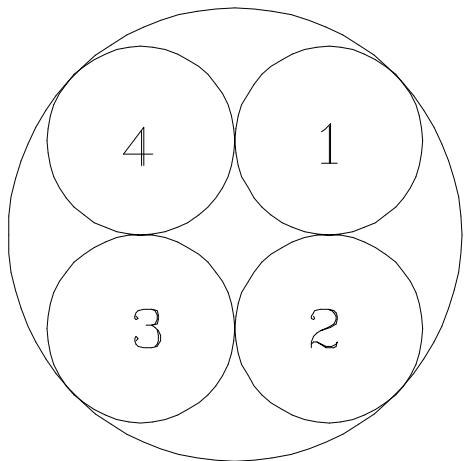
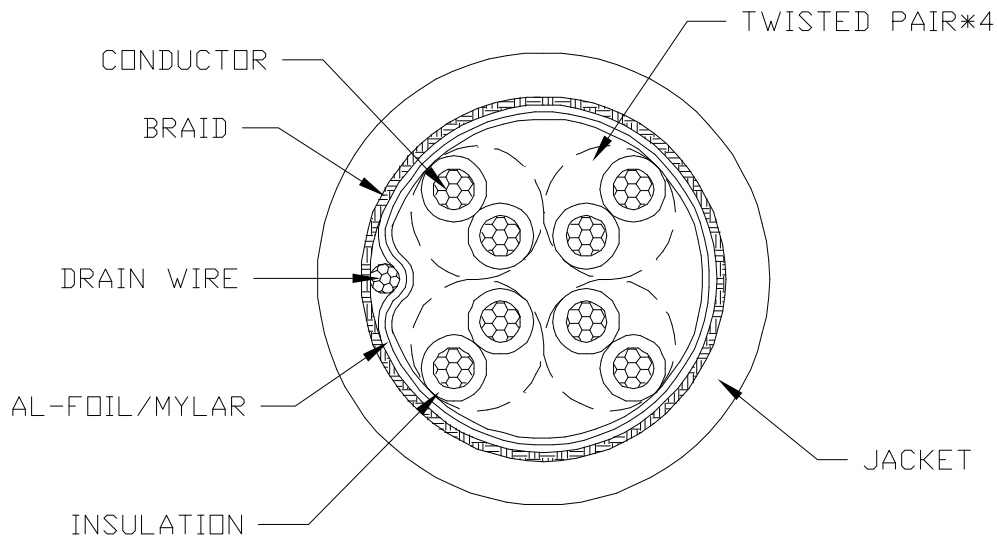
REV  
4

DWG NO.

CCA-000-MYYR194

ELECTRICAL CHARACTERISTICS

VOLTAGE RATING : 30V  
 TEMPERATURE RATING : 60°C  
 SPARK TEST : AC-2000V/0.15 sec MIN.  
 DIELECTRIC STRENGTH : AC-750V/1 sec MIN.  
 INSULATION RESISTANCE : PE: DC-500V 15000 MOHM/100M MIN. AT 20°C  
 CONDUCTOR RESISTANCE : 24AWG - 93.2 OHM/KM MAX. AT 20°C



COLOR CODE

- 1. BROWN \* BROWN/WHITE
- 2. BLUE \* BLUE/WHITE
- 3. ORANGE \* ORANGE/WHITE
- 4. GREEN \* GREEN/WHITE

RoHS COMPLIANT

DO NOT SCALE FROM DRAWING



THESE DRAWINGS AND SPECIFICATIONS ARE THE PROPERTY OF NorComp AND SHALL NOT BE REPRODUCED, COPIED OR USED AS THE BASIS FOR THE MANUFACTURE OR SALE OF APPARATUS WITHOUT WRITTEN PERMISSION.

DRAWN:  
M. SIGMON

DATE:  
04-22-15

NorComp

SCALE:  
NTS

SHEET OF  
3 3

REV  
4

DWG NO. CCA-000-MYYR194