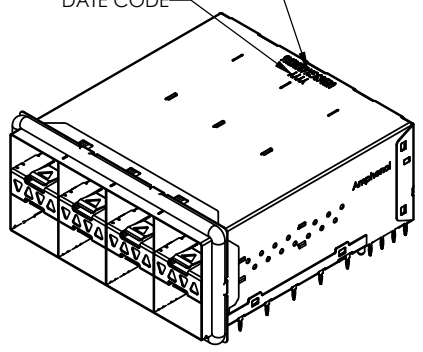


1 2 3 4 5 6

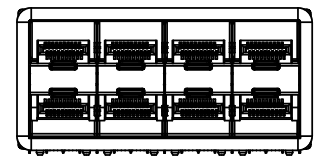
PART NUMBER
(LAST DIGIT INDICATING
PACKAGING TYPE, NOT
PRINTED ON THE PART)

DATE CODE

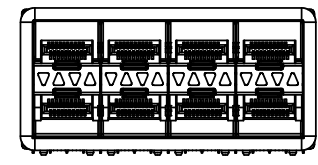


REVISIONS

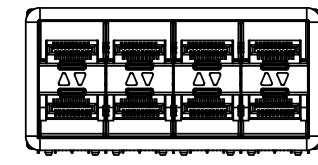
REV.	ECN	DESCRIPTION	DATE	APPROVED
B		CONFIGURATION VIEWS UPDATE	NOV 07/13	J.SI



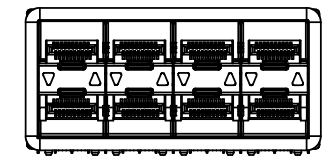
NO LIGHT PIPES
UE86-3G4420-00361



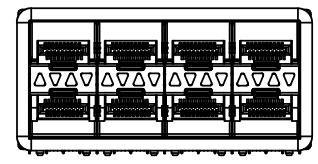
4 LIGHT PIPES
UE86-3G4420-10361



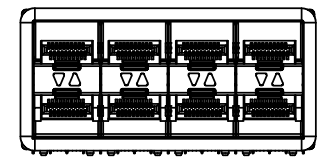
2 INNER LIGHT PIPES
UE86-3G4420-20361



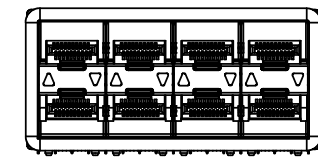
2 OUTER LIGHT PIPES
UE86-3G4420-30361



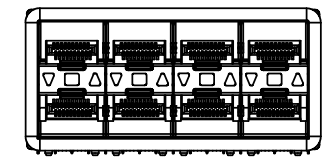
4 LIGHT PIPES UPSIDE DOWN
UE86-3G4420-40361



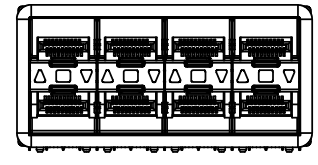
2 INNER LIGHT PIPES UPSIDE DOWN
UE86-3G4420-50361



2 OUTER LIGHT PIPES UPSIDE DOWN
UE86-3G4420-60361



3 LIGHT PIPES
UE86-3G4420-70361



3 LIGHT PIPES UPSIDE DOWN
UE86-3G4420-80361

MATERIAL: (RoHS COMPLIANT)
CAGE - PRESS FIT:
COPPER ALLOY (NICKEL SILVER)

CONNECTOR - PRESS FIT:
PLASTIC HOUSING:
LCP, FLAMMABILITY RATING UL94-V0.
CONTACTS:
PHOSPHOR BRONZE
PLATING OPTION:
0.76µm" Gold plating on Mating Area
3.05-7.62µm"Matte Tin on Termination

LIGHT PIPE:
CLEAR POLYCARBONATE, FLAMMABILITY
RATING UL94-V0.

PACKAGING:
TRAY PACKAGING.
TEMPERATURE RANGE:
-40°C TO +85°C

EMI GASKET: CONDUCTIVE ELASTOMER UL94-V0
AMPHENOL PART NUMBER: P-UE86-3G-4420-60361

PART NUMBER	DESCRIPTION
UE86-3G4420-00361	NO LIGHT PIPES
UE86-3G4420-10361	4 LIGHT PIPES
UE86-3G4420-20361	2 INNER LIGHT PIPES
UE86-3G4420-30361	2 OUTER LIGHT PIPES
UE86-3G4420-40361	4 LIGHT PIPES UPSIDE DOWN
UE86-3G4420-50361	2 INNER LIGHT PIPES UPSIDE DOWN
UE86-3G4420-60361	2 OUTER LIGHT PIPES UPSIDE DOWN
UE86-3G4420-70361	3 LIGHT PIPES
UE863G4420-80361	3 LIGHT PIPES UPSIDE DOWN



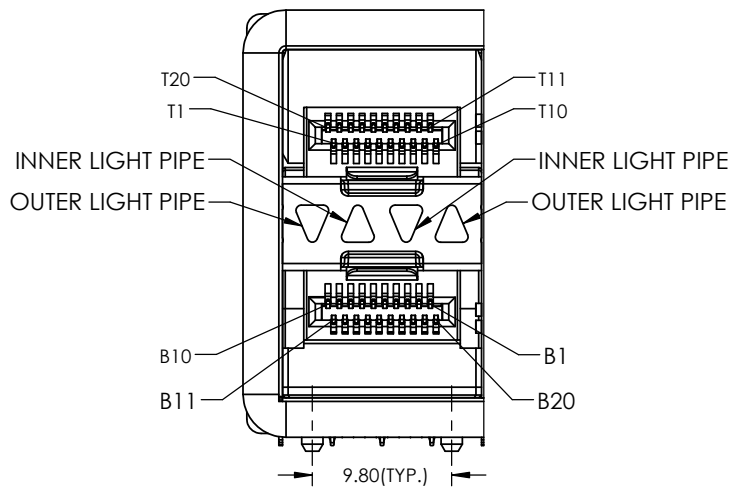
DO NOT SCALE DRAWING

THIS DOCUMENT CONTAINS PROPRIETARY INFORMATION AND SUCH INFORMATION MAY NOT BE DISCLOSED TO OTHERS FOR ANY PURPOSE OR USED FOR MANUFACTURING PURPOSES WITHOUT PERMISSION FROM AMPHENOL CANADA CORP.

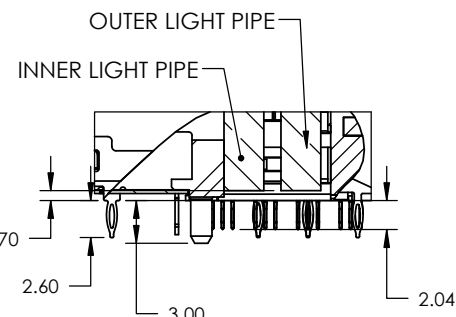
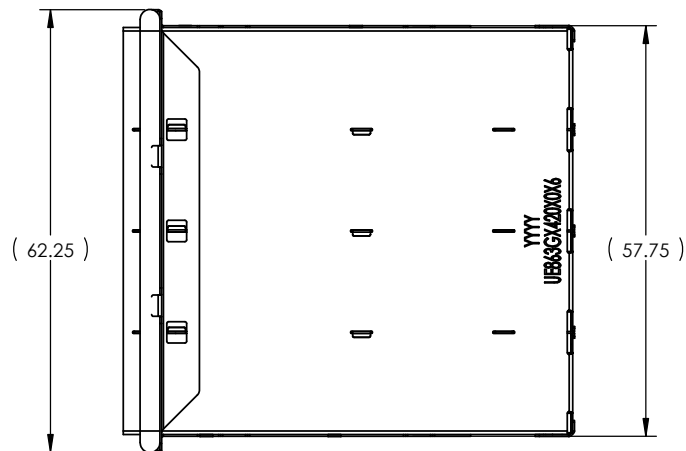
UNLESS OTHERWISE SPECIFIED DIMENSIONS ARE IN MILLIMETERS TOLERANCES ARE: DECIMALS X.X ± 0.25 ANGLES ± 1° X.XX ± 0.15		APPROVALS DRAWN P. OU DESIGNED CHECKED QA APPD IE APPD		DATE SEP.03, 13		Amphenol High Speed Interconnects A Division of Amphenol Corp. www.amphenol-highspeed.com TITLE 2X4 SFP ULTRAPORT WITH LIGHT PIPE OPTIONS AND EMI GASKET VERSION	
MATERIAL AND FINISH SEE NOTES		REF. X		CODE IDENT. NO. 03554			

1 2 3 4 5 6

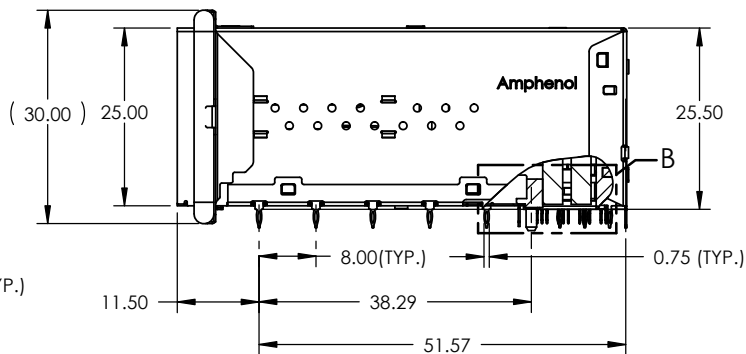
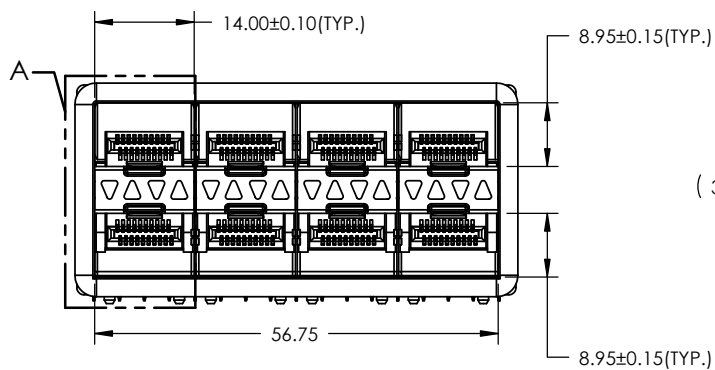
REVISIONS				
REV.	ECN	DESCRIPTION	DATE	APPROVED
B		CONFIGURATION VIEWS UPDATE	NOV 07/13	J.SI



DETAIL A
SCALE 2 : 1



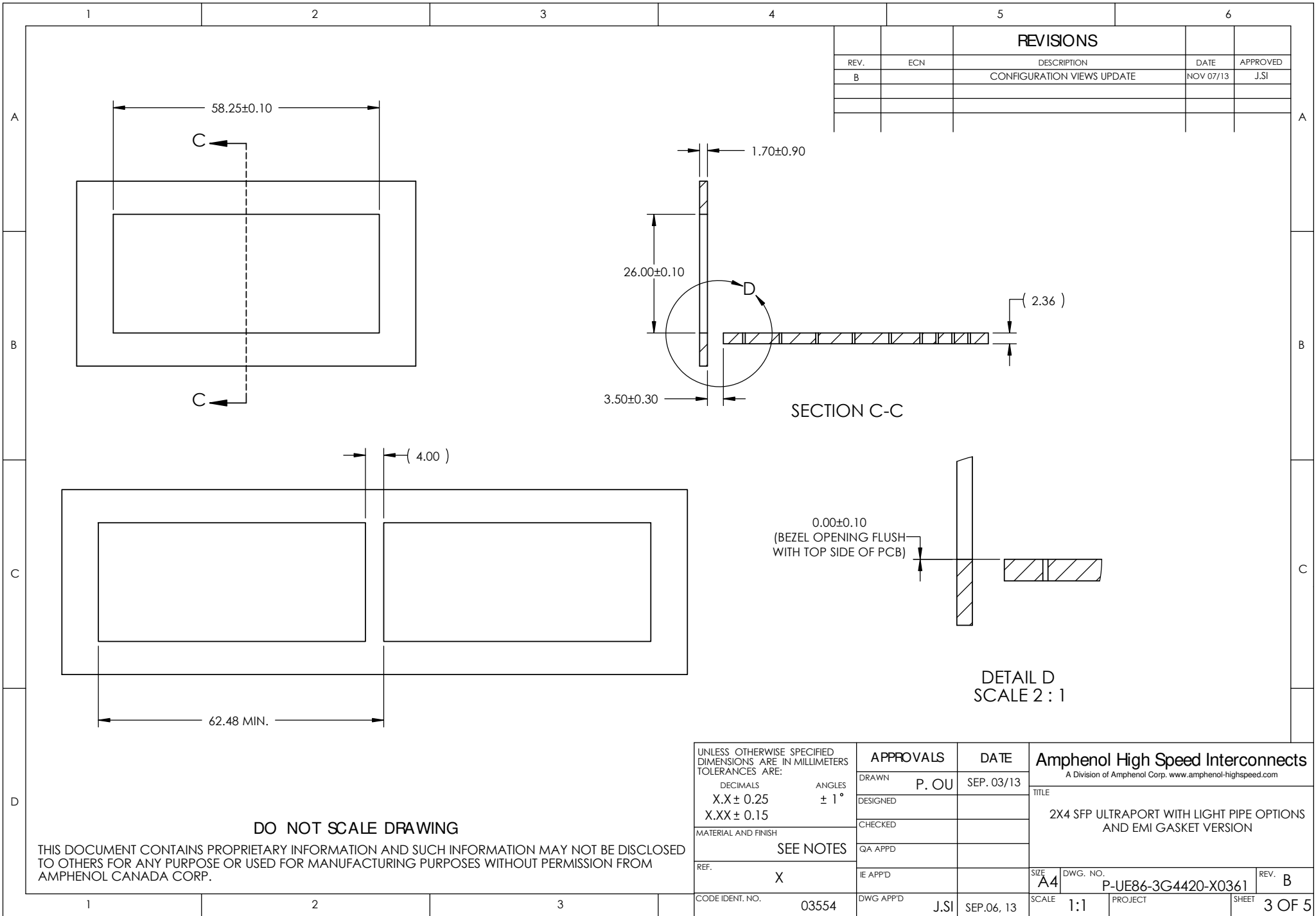
DETAIL B
SCALE 2 : 1



DO NOT SCALE DRAWING

THIS DOCUMENT CONTAINS PROPRIETARY INFORMATION AND SUCH INFORMATION MAY NOT BE DISCLOSED TO OTHERS FOR ANY PURPOSE OR USED FOR MANUFACTURING PURPOSES WITHOUT PERMISSION FROM AMPHENOL CANADA CORP.

UNLESS OTHERWISE SPECIFIED DIMENSIONS ARE IN MILLIMETERS TOLERANCES ARE: DECIMALS ANGLES X.X ± 0.25 ± 1° X.XX ± 0.15		APPROVALS		DATE	Amphenol High Speed Interconnects A Division of Amphenol Corp. www.amphenol-highspeed.com
MATERIAL AND FINISH SEE NOTES		DRAWN P. OU	SEP.03, 13	TITLE 2X4 SFP ULTRAPORT WITH LIGHT PIPE OPTIONS AND EMI GASKET VERSION	
REF. X		CHECKED			SIZE A4
CODE IDENT. NO. 03554		IE APP'D			DWG. NO. P-UE86-3G4420-X0361
		DWG APP'D J.SI	SEP.06, 13	SCALE 1:1	PROJECT
					REV. B
					SHEET 2 OF 5



REVISIONS				
REV.	ECN	DESCRIPTION	DATE	APPROVED
B		CONFIGURATION VIEWS UPDATE	NOV 07/13	J.SI

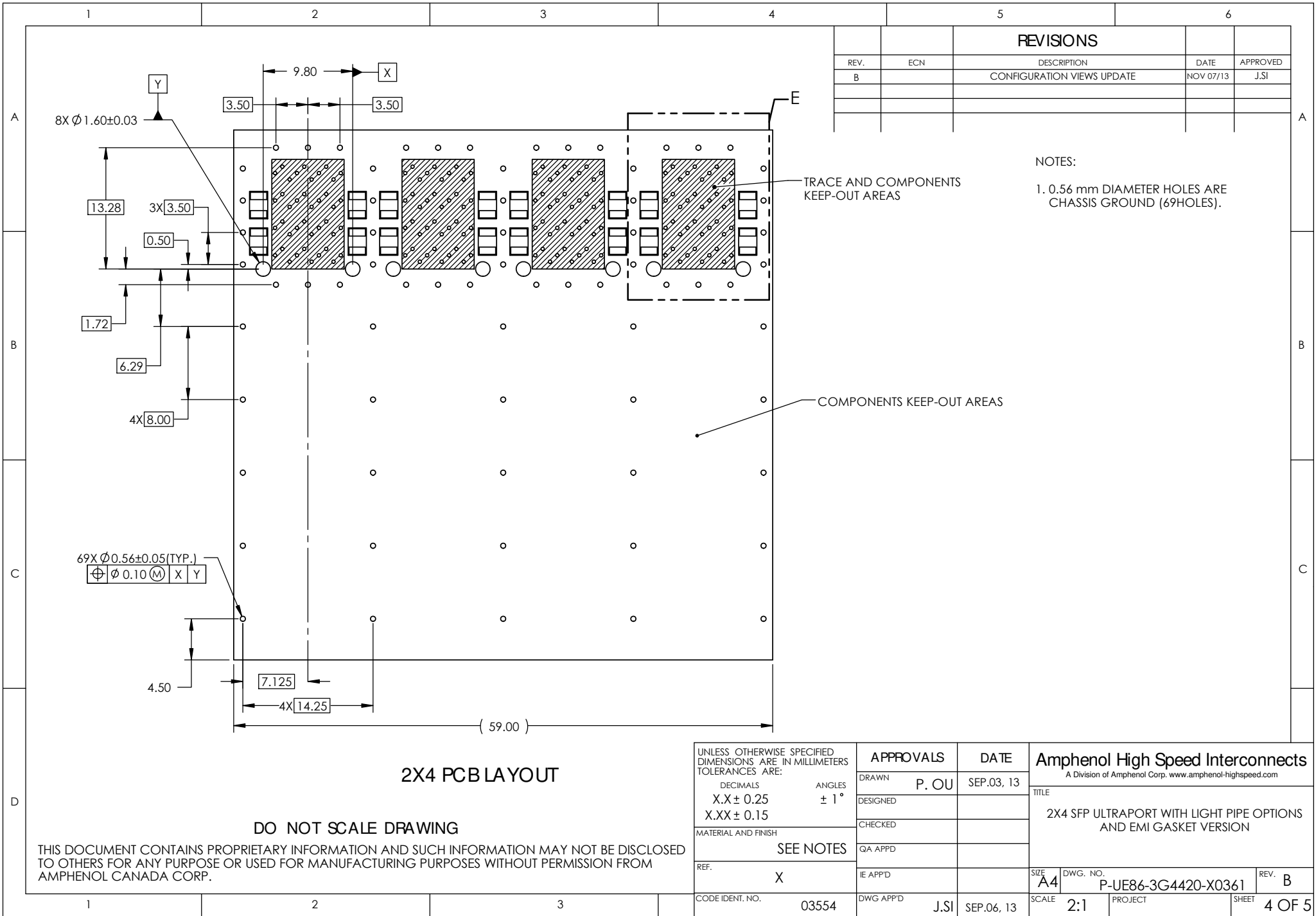
SECTION C-C

DETAIL D
SCALE 2 : 1

DO NOT SCALE DRAWING

THIS DOCUMENT CONTAINS PROPRIETARY INFORMATION AND SUCH INFORMATION MAY NOT BE DISCLOSED TO OTHERS FOR ANY PURPOSE OR USED FOR MANUFACTURING PURPOSES WITHOUT PERMISSION FROM AMPHENOL CANADA CORP.

UNLESS OTHERWISE SPECIFIED DIMENSIONS ARE IN MILLIMETERS TOLERANCES ARE:		APPROVALS		DATE	Amphenol High Speed Interconnects A Division of Amphenol Corp. www.amphenol-highspeed.com	
DECIMALS	ANGLES	DRAWN	P. OU	SEP. 03/13	TITLE	
X.X ± 0.25	± 1°	DESIGNED			2X4 SFP ULTRAPORT WITH LIGHT PIPE OPTIONS AND EMI GASKET VERSION	
X.XX ± 0.15		CHECKED			SIZE	
MATERIAL AND FINISH	SEE NOTES	QA APP'D			A4	DWG. NO.
REF.	X	IE APP'D			SCALE	P-UE86-3G4420-X0361
CODE IDENT. NO.	03554	DWG APP'D	J.SI	SEP. 06, 13	1:1	PROJECT
						SHEET
						3 OF 5



REVISIONS				
REV.	ECN	DESCRIPTION	DATE	APPROVED
B		CONFIGURATION VIEWS UPDATE	NOV 07/13	J.SI

NOTES:
 1. 0.56 mm DIAMETER HOLES ARE CHASSIS GROUND (69HOLES).

TRACE AND COMPONENTS KEEP-OUT AREAS

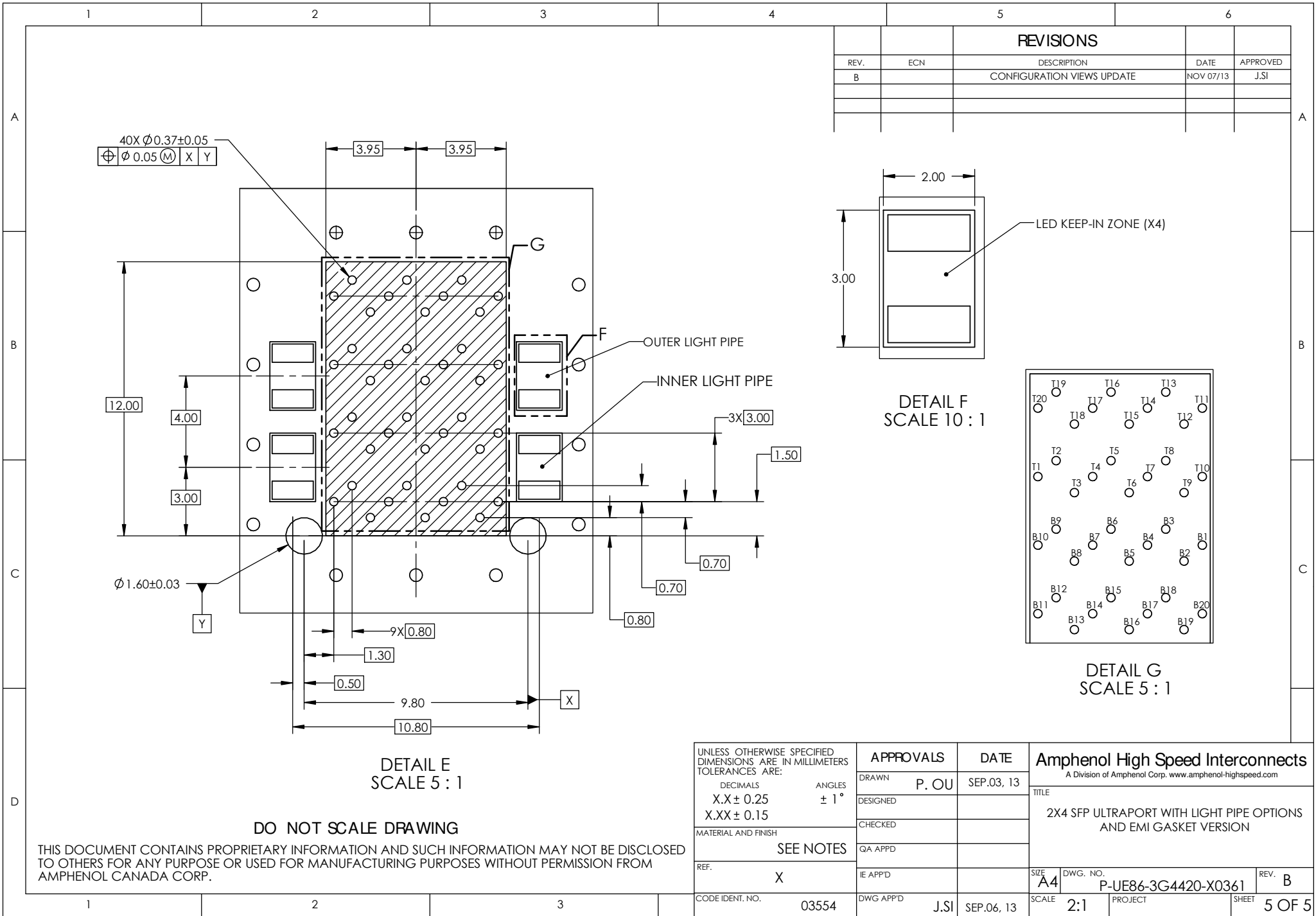
COMPONENTS KEEP-OUT AREAS

2X4 PCB LAYOUT

DO NOT SCALE DRAWING

THIS DOCUMENT CONTAINS PROPRIETARY INFORMATION AND SUCH INFORMATION MAY NOT BE DISCLOSED TO OTHERS FOR ANY PURPOSE OR USED FOR MANUFACTURING PURPOSES WITHOUT PERMISSION FROM AMPHENOL CANADA CORP.

UNLESS OTHERWISE SPECIFIED DIMENSIONS ARE IN MILLIMETERS TOLERANCES ARE:		APPROVALS		DATE	Amphenol High Speed Interconnects A Division of Amphenol Corp. www.amphenol-highspeed.com	
DECIMALS	ANGLES	DRAWN	P. OU	SEP.03, 13	TITLE	
X.X ± 0.25	± 1°	DESIGNED			2X4 SFP ULTRAPORT WITH LIGHT PIPE OPTIONS AND EMI GASKET VERSION	
X.XX ± 0.15		CHECKED				
MATERIAL AND FINISH		QA APP'D				
SEE NOTES		IE APP'D			SIZE	DWG. NO.
REF.	X				A4	P-UE86-3G4420-X0361
CODE IDENT. NO.	03554	DWG APP'D	J.SI	SEP.06, 13	SCALE	PROJECT
					2:1	SHEET
						4 OF 5



REVISIONS				
REV.	ECN	DESCRIPTION	DATE	APPROVED
B		CONFIGURATION VIEWS UPDATE	NOV 07/13	J.SI

DETAIL E
SCALE 5 : 1

DETAIL F
SCALE 10 : 1

DETAIL G
SCALE 5 : 1

DO NOT SCALE DRAWING

THIS DOCUMENT CONTAINS PROPRIETARY INFORMATION AND SUCH INFORMATION MAY NOT BE DISCLOSED TO OTHERS FOR ANY PURPOSE OR USED FOR MANUFACTURING PURPOSES WITHOUT PERMISSION FROM AMPHENOL CANADA CORP.

UNLESS OTHERWISE SPECIFIED DIMENSIONS ARE IN MILLIMETERS TOLERANCES ARE: DECIMALS ANGLES X.X ± 0.25 ± 1° X.XX ± 0.15		APPROVALS		DATE	Amphenol High Speed Interconnects A Division of Amphenol Corp. www.amphenol-highspeed.com TITLE 2X4 SFP ULTRAPORT WITH LIGHT PIPE OPTIONS AND EMI GASKET VERSION SIZE A4 DWG. NO. P-UE86-3G4420-X0361 REV. B SCALE 2:1 PROJECT SHEET 5 OF 5
MATERIAL AND FINISH SEE NOTES		DRAWN P. OU	SEP.03, 13		
REF. X		DESIGNED			
CODE IDENT. NO. 03554		CHECKED			
		QA APPD			
		IE APPD			
		DWG APP'D J.SI	SEP.06, 13		