

## Network cable - VS-M12MSS-M12MSS-94F/10,0/10G - 1440504

Please be informed that the data shown in this PDF Document is generated from our Online Catalog. Please find the complete data in the user's documentation. Our General Terms of Use for Downloads are valid (<http://download.phoenixcontact.com>)



Assembled Ethernet cable, CAT6<sub>A</sub>, shielded, 4-pair, AWG 26 stranded (7-wire), RAL 5021 (water blue), M12 connector on M12 connector, length 10 m

### Key commercial data

Packing unit	0
Minimum order quantity	1
Catalog page	Page 305 (PC-2011)
GTIN	 4 046356 504423
Custom tariff number	85444290
Country of origin	POLAND

### Technical data

#### General data

Rated current at 40°C	0.5 A
Rated voltage	48 V
Number of positions	8
Volume resistance	≤ 5 mΩ
Insulation resistance	100 MΩ
Length of cable	10 m

#### General characteristics

Surge voltage category	II
Pollution degree	3
Degree of protection	IP65/IP67/IP69K

#### Conductor data

Cable type	Ethernet
Cable type (abbreviation)	94F
Cable structure	4x2xAWG26/7; S-FTP
Conductor cross section	4 x 2 x 0.14 mm <sup>2</sup>
AWG signal line	26
Conductor structure signal line	7x 0.16 mm
Core diameter including insulation	1.04 mm

# Network cable - VS-M12MSS-M12MSS-94F/10,0/10G - 1440504

## Technical data

### Conductor data

Thickness, insulation	0.28 mm (signal line)
Thickness, insulation	0.65 mm (Outer cable sheath)
External cable diameter	6.4 mm ± 0.2 mm
Wire colors	white/blue-blue, white/orange-orange, white/green-green, white/brown-brown
External sheath, color	water blue RAL 5021
Insulation resistance	≥ 500 MΩ*km (at 20 °C)
Conductor resistance	≤ 290 Ω/km (at 20 °C)
Transmission characteristics (category)	CAT6A
Wave impedance	100 Ω ± 5 Ω (At 100 MHz)
Signal runtime	5.3 ns/m
Shield attenuation	≥ 80 dB (At 30 ... 100 MHz)
Nominal voltage, conductor	≤ 100 V (at 20 °C)
Test voltage Core/Core	700 V (50 Hz, 1 min.)
Test voltage Core/Shield	700 V (50 Hz, 1 min.)
Twisted pairs	2 cores to the pair
Type of pair shielding	Aluminum-lined polyester foil
Overall twist	4 pairs
Shielding	Tinned copper braided shield
Optical shield covering	70 %
Outer sheath, material	PUR
Material conductor insulation	PE
Conductor material	Bare Cu litz wires
Cable weight	42 kg/km
Smallest bending radius, fixed installation	25.6 mm
Smallest bending radius, movable installation	51.2 mm
Ambient temperature (operation)	-20 °C ... 80 °C (Cable)
Flame resistance	IEC 60332-1-2
Halogen-free	According to IEC 60754-1
Resistance to oil	in accordance with DIN EN 60811-2-1

## Classifications

### eclass

eCl@ss 4.0	27060306
eCl@ss 4.1	27060306
eCl@ss 5.0	27061801
eCl@ss 5.1	27060307
eCl@ss 6.0	27060390
eCl@ss 7.0	27060390

### etim

ETIM 2.0	EC000830
----------	----------

# Network cable - VS-M12MSS-M12MSS-94F/10,0/10G - 1440504

## Classifications

### etim

ETIM 3.0	EC000830
ETIM 4.0	EC002599

### unspsc

UNSPSC 6.01	26121609
UNSPSC 7.0901	26121609
UNSPSC 11	26121609
UNSPSC 12.01	26121609
UNSPSC 13.2	26121609

## Drawings

### Schematic diagram

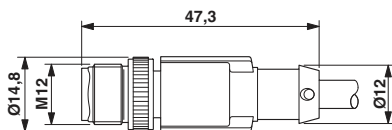
Pin assignment M12 plug, 8-pos., view plug side

### Cable cross section



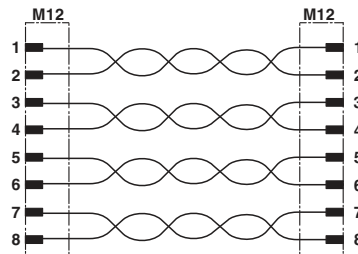
Ethernet [94F]

### Dimensioned drawing



Dimens. drawing: M12 connectors

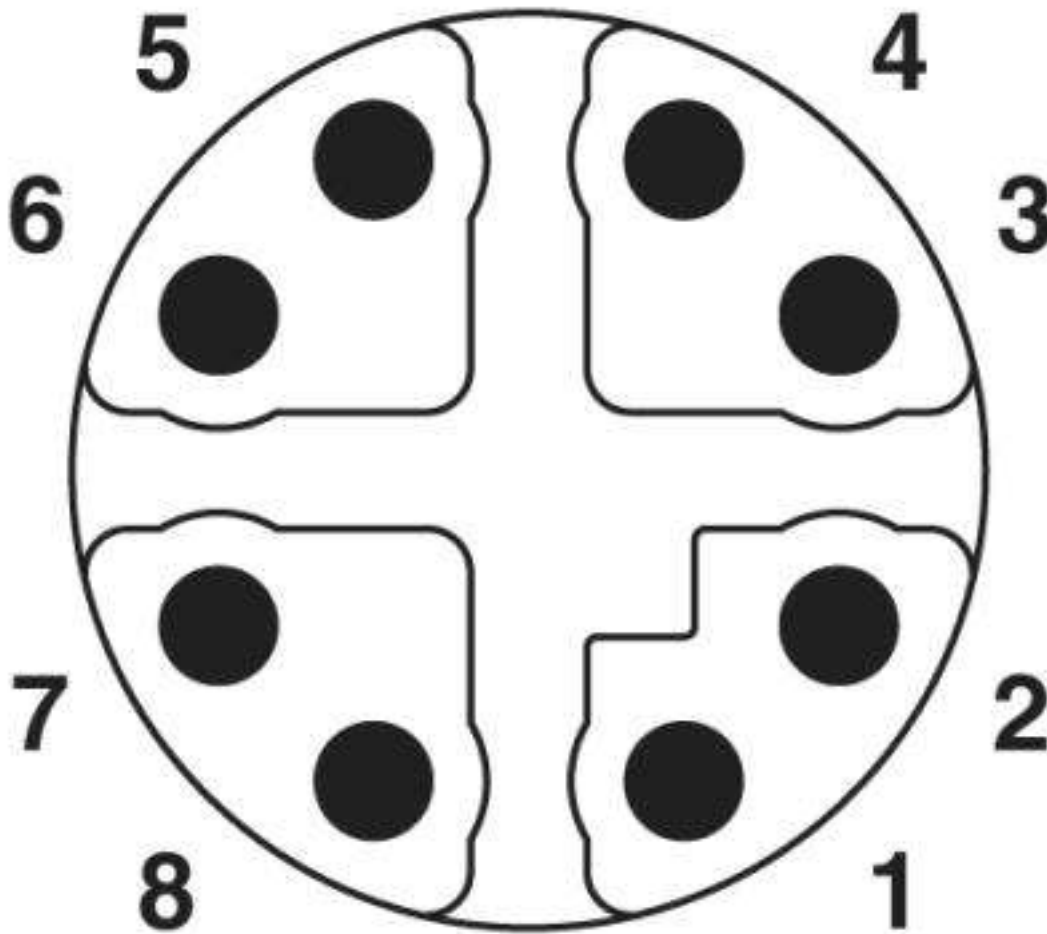
### Circuit diagram



Contact assignment of the M12 plugs

# Network cable - VS-M12MSS-M12MSS-94F/10,0/10G - 1440504

Schematic diagram



M12 Cat6<sub>A</sub>, 8-pos. connector pin assignment, pin side view