

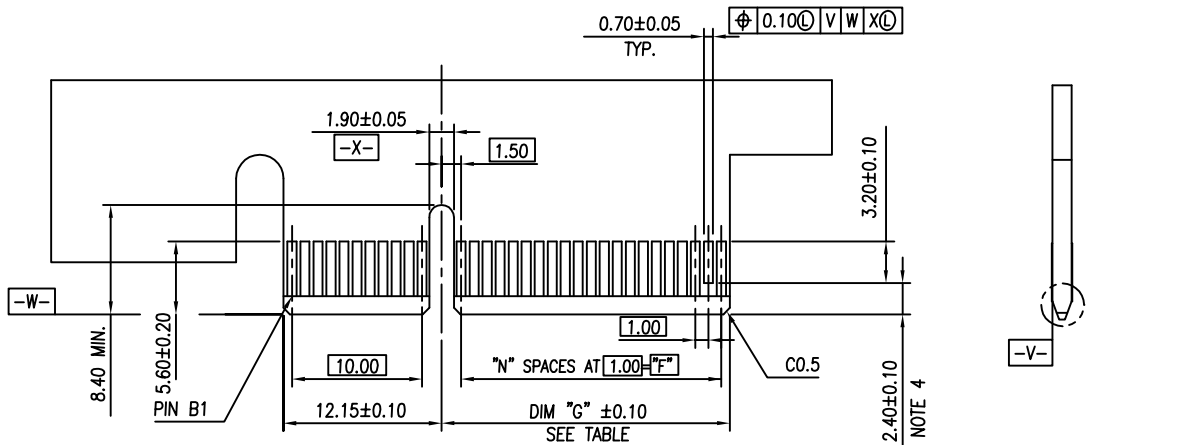
HOLD DOWN TYPE



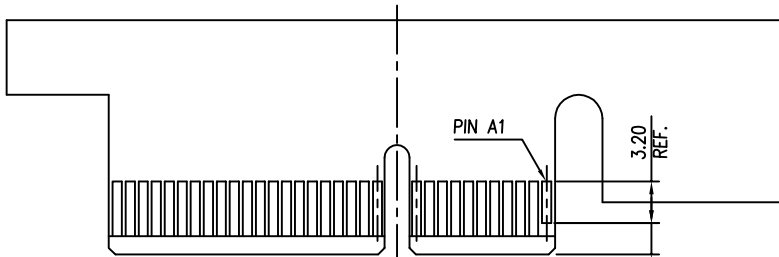
FCIconnect.com

Copyright FCI

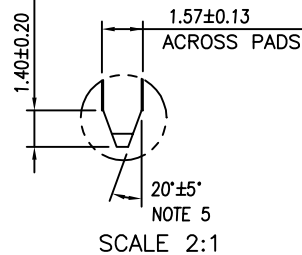
mat'l. code				surface 58/ISO 1302		tolerance ISO 406 ISO 101		projection		product family PCI_EXPRESS		
ltr	ecn no	dr	date	tolerances unless otherwise specified		angles linear		MM		title		
A	T04-0004	RC	02/05/'07							PCI_EXPRESS_CARD_EDGE		
B	T07-1083	RC	05/25/'07							POST-FREE_ASSEMBLY(SMT)		
C	DG-007885	HT	11/14/'11	0'±2'				scale 1		dwg no sheet 1 of 6 size		
D	DG-009560	HT	01/16/'12	dr RICHARD_CHIU		01/30/'07		FCI		10076266 A4		
E	ELX-DG-13973	WL	01/31/'13	enr RICHARD_CHIU		01/30/'07				type CUSTOMER Drawing		
				chr PAUL_WANG		01/30/'07						
				app JOSEPH_HSIA		01/30/'07						
sheet index	revision sheet	E	A	A	E	A	A					
		1	2	3	4	5	6					



← I/O PANEL DIRECTION  
PRIMARY (COMPONENT) SIDE



I/O PANEL DIRECTION →  
SECONDARY (SOLDER) SIDE



#	POS	REF.	N	DIM "G"	DIM "F"	"F"
36	6		8.15	6.00	B17	
64	20		22.15	20.00	B31	
98	37		39.15	37.00	B48	
164	70		72.15	70.00	B81	

PIN "F" SEE TABLE

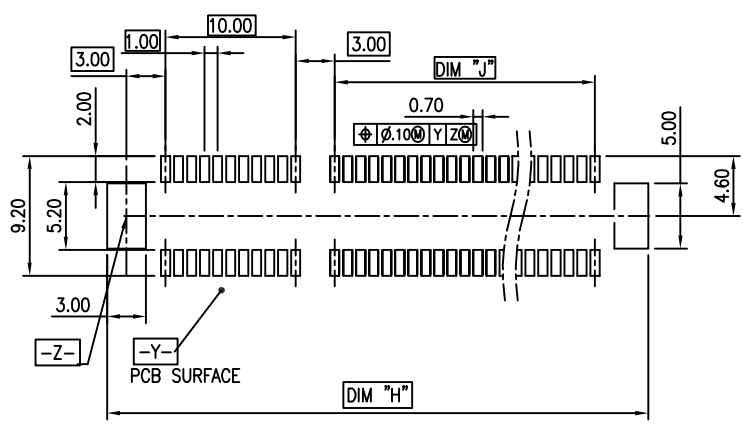
PIN "F" SEE TABLE

ADD-IN CARD EDGE-FINGER DIMENSIONS

mat'l. code				surface 58		tolerance		projection		product family		
-				ISO 1302 ✓		ISO 406 ISO 101				PCI_EXPRESS		
ltr	ecn no	dr	date	tolerances unless otherwise specified						title		
A	-	-	-	angles		.XX±.13		MM		PCI_EXPRESS_CARD_EDGE		
				linear		XXX±.05		scale 2		POST-FREE_ASSEMBLY(SMT)		
				dr	RICHARD_CHIU	1/30/'07			dwg no		sheet 2 of 6	size
				engr	RICHARD_CHIU	1/30/'07			10076266		A4	
				chr	PAUL_WANG	1/30/'07						
				app	JOSEPH_HSIA	1/30/'07						
sheet index	revision	A								type		CUSTOMER Drawing
	sheet	2										



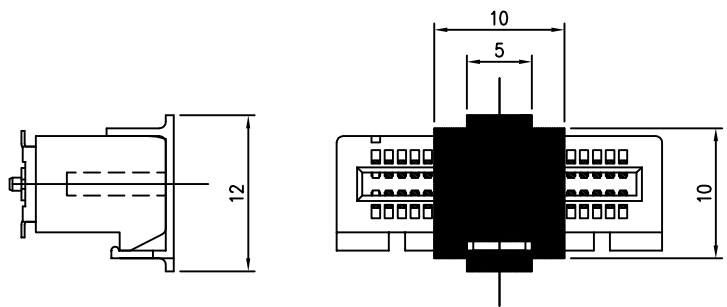
Copyright FCI



RECOMMENDED PCB LAYOUT, PAD TYPE

DIMENSIONS							
POSITION	A	B $\pm 0.15$ $\pm 0.05$	C $\pm 0.20$	D $\pm 0.23$	E $\pm 0.20$	H $\pm 0.10$	J
36	6.00	7.65	9.15	25.00	27.00	28.00	6.00
64	20.00	21.65	23.15	39.00	41.00	42.00	20.00
98	37.00	38.65	40.15	56.00	58.00	59.00	37.00
164	70.00	71.65	73.15	89.00	91.00	92.00	70.00

POSITION OF CAP



FCI  
FCIconnect.com

mat'l. code				surface 58		tolerance		projection		product family			
-				ISO 1302 $\checkmark$		ISO 406 ISO 1101				PCI_EXPRESS			
ltr	ecn no	dr	date	tolerances unless otherwise specified						title			
A	-	-	-	angles		.X $\pm$ .2		MM		PCI_EXPRESS_CARD_EDGE			
				linear		.XX $\pm$ .13				POST-FREE_ASSEMBLY(SMT)			
				0 $\circ$ $\pm$ 2'		XXX $\pm$ .05		scale 2		dwg no		sheet 3 of 6	size
				dr	RICHARD_CHIU	1/30/'07			10076266		A4		
				engr	RICHARD_CHIU	1/30/'07			type		CUSTOMER Drawing		
				chr	PAUL_WANG	1/30/'07							
				appd	JOSEPH_HSIA	1/30/'07							
sheet index	revision sheet	A	3										

Copyright FCI

NOTES:

- 1.MATERIAL:
  - HOUSING: NYLON, GLASS FILLED UL94V-0 RATE, SUITABLE FOR IR SOLDERING.
  - TERMINAL: COPPER ALLOY
  - PLATING: 50u" NICKEL UNDERPLATE ALL OVER  
CONTACT AREA PLATING - SEE PRODUCT NUMBER CODE  
SOLDER TAIL: TIN 100u" OVER 50u" NICKEL
  - METAL PADS: COPPER ALLOY  
FINISH: 100u" TIN OVER 50u" NICKEL
- 2.PRODUCT SPECIFICATION: GS-12-390
- ③THE HORIZONTAL AXIS FOR THE PAD PATTERN IS ESTABLISHED BY THE CENTER LINE OF THE PAD LENGTH.  
THE VERTICAL AXIS IS 90° TO THE HORIZONTAL AXIS, THROUGH THE CENTER OF DATUM [Z=]
- ④NO TIE BAR PERMITTED FROM CARD EDGE TO LEADING EDGE OF PAD FOR PINS A1.
- ⑤CHAMFER EDGES MUST BE FREE OF CUTTING BURRS.
- 7.RoHS COMPATIBLE PRODUCT SPECIFICATIONS
  - a - PLATING:
    - "LF" MEANS THE PRODUCT IS LEAD-FREE, 2um MINIMUM MATTE TIN OVER 1.27um MINIMUM NICKEL UNDERPLATE.
  - b - MANUFACTURING PROCESS COMPATIBILITY
    - THE HOUSING WILL WITHSTAND EXPOSURE TO 260°C±5°C PEAK TEMPERATURE FOR 5 SECONDS IN A CONVECTION, INFRA-RED OR VAPOR PHASE REFLOW OVEN.

PRODUCT NUMBER CODE

10076266 -X X X X L F

HOUSING COLOR OPTIONS  
1-BLACK

LEAD FREE

PACKAGING OPTIONS  
 T-TRAY PACKAGING WITHOUT CAP  
 R-TAPE & REEL PACKING WITHOUT CAP (FOR 36P&64P OPTIONS ONLY)  
 P-TAPE & REEL PACKING WITH CAP (FOR 36P&64P OPTIONS ONLY)  
 C-TRAY PACKAGING WITH CAP  
 M-TAPE&REEL WITH MYLAR(36P&64P OPTION ONLY)  
 F-HARD TRAY PACKAGING WITH CAP (164P ONLY)

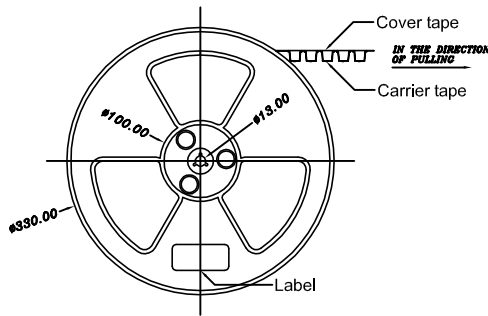
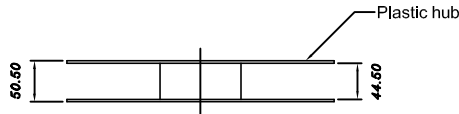
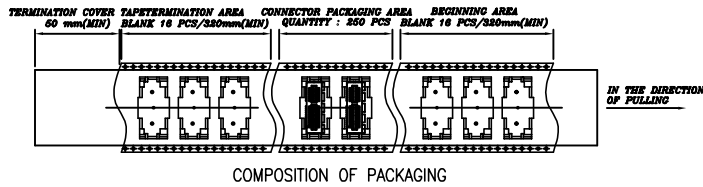
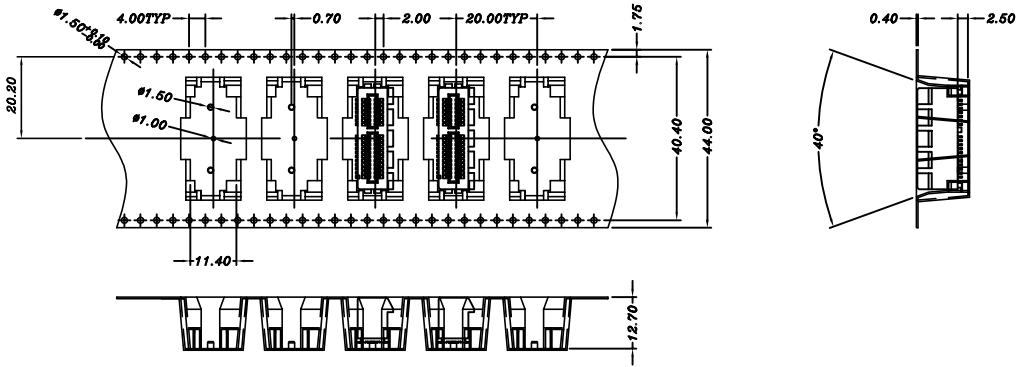
TERMINAL PLATING OPTIONS  
 0-50u" Ni UNDERPLATE  
 30u" Au CONTACT AREA  
 100u" TIN TAIL AREA ----- COMPATIBLE RoHS  
 1-50u" Ni UNDERPLATE  
 15u" Au CONTACT AREA  
 100u" TIN TAIL AREA ----- COMPATIBLE RoHS  
 2-50u" Ni UNDERPLATE  
 GOLD FLASH CONTACT AREA  
 100u" TIN TAIL AREA ----- COMPATIBLE RoHS

POS OPTIONS  
 0-36  
 1-64  
 2-98  
 3-164



Copyright FCI

mat'l. code				surface 58 / ISO 1302		tolerance ISO 406 ISO		projection 101		product family PCI_EXPRESS			
ltr	ecn no	dr	date	tolerances unless otherwise specified					title				
E	-	-	-	angles	linear	.X±.2	MM		PCI_EXPRESS_CARD_EDGE				
				0°±2'		.XX±.13	←		POST-FREE_ASSEMBLY(SMT)				
				dr	RICHARD_CHIU	1/30/'07		dwg no			sheet 4 of 6	size	
				enr	RICHARD_CHIU	1/30/'07		10076266			A4		
				chr	PAUL_WANG	1/30/'07		type			CUSTOMER Drawing		
				app	JOSEPH_HSIA	1/30/'07							
sheet index	revision sheet	C	4										



TAPE AND REEL  
PACKING  
RECOMMENDED FOR  
36PINS ONLY

mat'l. code				surface 58		tolerance		projection		product family	
-				ISO 1302		ISO 406 ISO 101				PCI_EXPRESS	
ltr	ecn no	dr	date	tolerances unless otherwise specified				title			
A	-	-	-	angles	.X±.3		MM		PCI_EXPRESS_CARD_EDGE		
				linear	.XX±.20				POST-FREE_ASSEMBLY(SMT)		
				0°±2'	XXX±.10		scale 1		dwg no sheet 5 of 6 size		
				dr	RICHARD_CHIU 1/30/'07				10076266 A4		
				engr	RICHARD_CHIU 1/30/'07				type CUSTOMER Drawing		
				chr	PAUL_WANG 1/30/'07						
				appd	JOSEPH_HSIA 1/30/'07						
sheet index	revision sheet	A	5								

1 For PCI EXPRESS SMT TYPE 36P ONLY.

2. Material :

- 2.1 Reel :
  - 2.1.1 Plastic hub : High Impact Polystyrene
  - 2.1.2 Cover tape : PE
  - 2.1.3 Carrier tape : ABS
- 2.2 Waterproof bag : PE
- 2.3 Desiccative : Silica Gel
- 2.4 Carton : Corrugated paper
- 2.5 Baffle : E.P.E
- 2.6 Angle paperboard : Corrugated paper

3. Dimension :

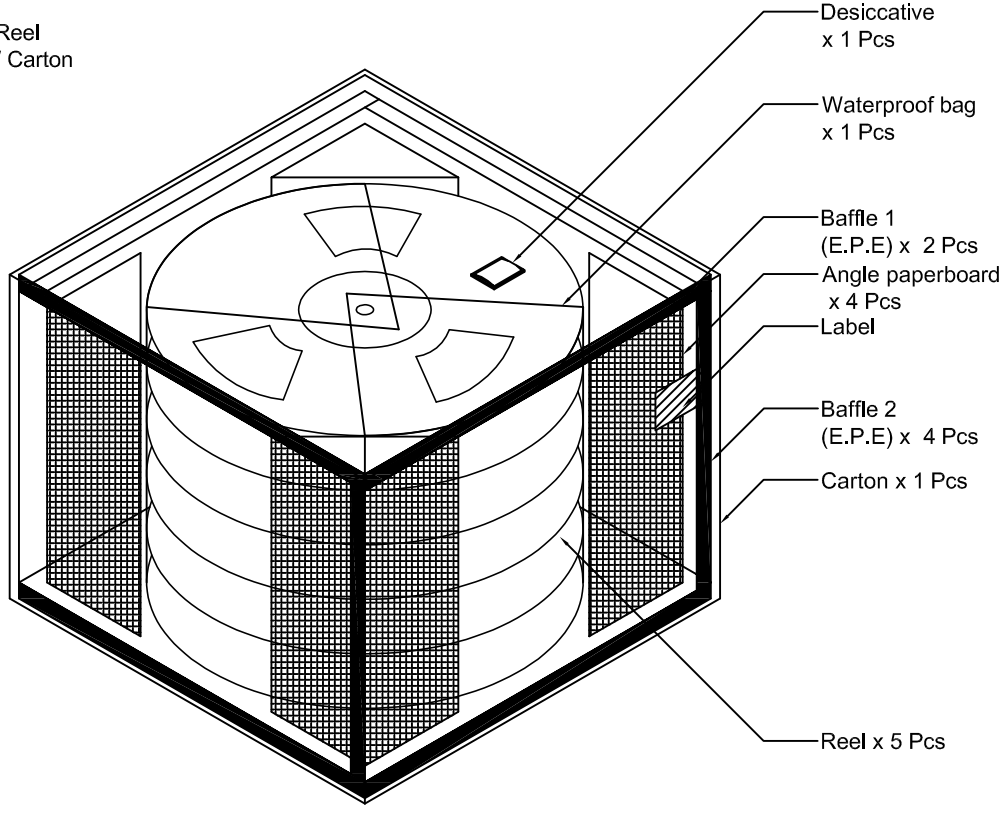
- 3.1 Reel :
  - 3.1.1 Plastic hub :  $\phi 330 \times T50.5$  mm
  - 3.1.2 Cover tape :  $5690(L) \times 37.4(W)$  mm
  - 3.1.3 Carrier tape :  $5640(L) \times 44(W)$ mm
- 3.2 Waterproof bag :  $600(H) \times 465(W) \times 0.06(T)$  mm
- 3.3 Desiccative : 25 gram / Package
- 3.4 Carton :  $380(L) \times 380(W) \times 300(H)$  mm
- 3.5 Baffle (1):  $370(L) \times 370(W) \times 15(H)$  mm
- 3.6 Baffle (2):  $355(L) \times 252(W) \times 15(H)$  mm
- 3.7 Angle paperboard :  $252(H)$

4. Quantity :

- 4.1 250 Pcs / Reel
- 4.2 1250 Pcs / Carton

5. Weight :

- 5.1 NW :
- 5.2 G/W :



A A  
B B  
C C



mat'l. code		surface 58		tolerance		projection		product family	
-		ISO 1302 <input checked="" type="checkbox"/>		ISO 406 ISO 1101				PCI_EXPRESS	
ltr	ecn no	dr	date	tolerances unless otherwise specified				title	
A	-	-	-	angles	.X $\pm$ .3	MM		PCI_EXPRESS_CARD_EDGE	
				linear	.XX $\pm$ .20	← →		POST-FREE_ASSEMBLY(SMT)	
				0'±2'	XXX±.10	scale 1		dwg no sheet 6 of 6 size	
				dr	RICHARD_CHIU	1/30/'07		10076266 A4	
				engr	RICHARD_CHIU	1/30/'07		type CUSTOMER Drawing	
				chr	PAUL_WANG	1/30/'07			
				appd	JOSEPH_HSIA	1/30/'07			
sheet index	revision sheet	A	6						

D D