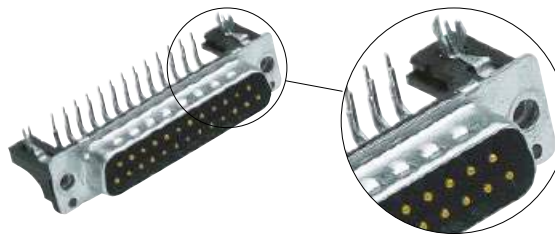
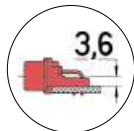


Number of contacts

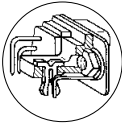
Mounting height

Low-Profile Versions

9–37  
50



Turned solder pins, angled with snap-in-clips and grounding board locks

Identification	No. of contacts	Part number	
<p>Performance levels                      Explanations see page 05.04                      Other performance levels on request</p>		<p>Performance level 3</p>	<p>Performance level 2</p>
<p>Male connector metal shell with dimples</p>  <p><b>available on request</b></p>	<p>9 15 25 37 50</p>	<p>2.54 mm pitch</p> <p>09 66 162 781 . 09 66 262 781 . 09 66 362 781 . 09 66 462 781 . 09 66 562 781 .</p>	<p>2.54 mm pitch</p> <p>09 66 162 681 . 09 66 262 681 . 09 66 362 681 . 09 66 462 681 . 09 66 562 681 .</p>
<p>Please insert digit for flange thread or fitted female screw locks</p> <p>M3 ▶ 5 4-40 UNC ▶ 6 fitted screw locks 4-40 UNC ▶ 7</p>			