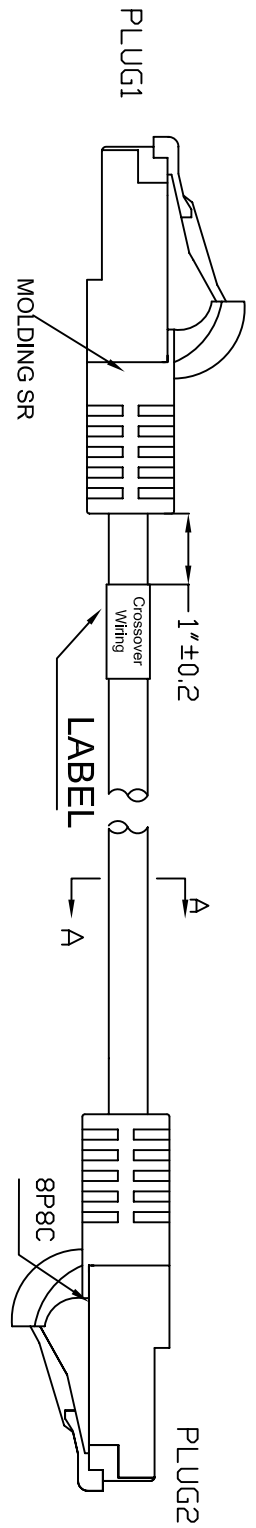
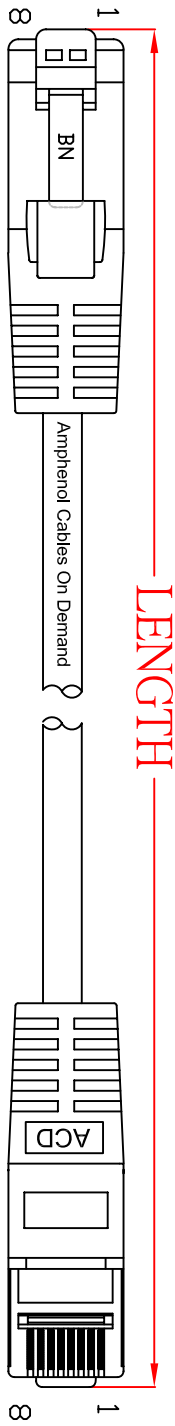


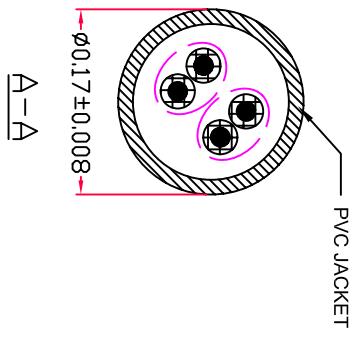
THE INFORMATION CONTAINED IN THIS DRAWING IS THE SOLE PROPERTY OF AMPHENOL CABLES ON DEMAND. ANY REPRODUCTION OR DISCLOSURE, TO THIRD PARTIES, IN PART OR WHOLE, WITHOUT THE EXPRESS WRITTEN PERMISSION OF AMPHENOL CABLES ON DEMAND IS PROHIBITED.

REV.	DESCRIPTION	DATE	APPROVED
A	NEW RELEASE	3/10/2006	
A1	Change Part Number	2/17/1006	
A2	CHANGE MOLDED SR TO BE CAP MOLDED SR, ADD LABEL	03/03/07	



LENGTH & P/N Table

LENGTH	P/N	COLOR
3FT±1 inch	MP-5XRJ45UNNG-003	Green
7FT±2 inch	MP-5XRJ45UNNG-007	Green
10FT±3 inch	MP-5XRJ45UNNG-010	Green
15FT±3 inch	MP-5XRJ45UNNG-015	Green



PIN OUT: cross-over		
P1	P2	COLOR
PIN1	PIN3	WHITE/ORANGE
PIN2	PIN6	ORANGE
PIN3	PIN1	WHITE/BLUE
PIN6	PIN2	BLUE



UNLESS OTHERWISE SPECIFIED DIMENSIONS ARE IN INCHES TOLERANCES ARE:		EAR NO.		DATE	
DECIMALS	±.XX	DRAWN	LF	03/03/07	
ANGLES	±.XXX	CHECKED	BA	03/03/07	
THIRD ANGLE PROJECTION	±.XXX	RESP ENG			
MFG ENG			SIZE DWG. NO. A		
MP-5XRJ45UNNG-XXX			MP-5XRJ45UNNG-XXX		
SCALE			SHEET OF		
REV. A2			REV. A2		

Amphenol Cables on Demand
20 VALLEY ST. ENDCOTT, NY 13760

ASM CBL RJ45/RJ45
CAT.5E XVR 2PR

NOTES: UNLESS OTHERWISE SPECIFIED