

## Contact insert - HC-DD108-I-CT-F - 1584130

Please be informed that the data shown in this PDF Document is generated from our Online Catalog. Please find the complete data in the user's documentation. Our General Terms of Use for Downloads are valid (<http://download.phoenixcontact.com>)



HEAVYCON female insert, DD108 series, 108-pos., crimp connection. PE connection using tension sleeve technology.



### Key commercial data

Packing unit	1 1
Weight per Piece (excluding packing)	99.2 GRM
Custom tariff number	85366990
Country of origin	China

### Technical data

#### General

Note	For HEAVYCON ADVANCE and HEAVYCON housing of B24 type, crimp contacts CK 1,6-ED (crimp contacts not included in the scope of supply). Plug-in connections may only be operated only when there is no load/voltage.
Connection method	Crimp connection
Pollution degree	3
Surge voltage category	III
Constructional and testing regulations	DIN VDE 0627/86
	DIN VDE 0110/02.79
	DIN VDE 0110-1/04.97
	IEC 60664-1, DIN IEC 60512
	IEC 60352
Number of positions	108+PE
Insertion/withdrawal cycles	≥ 500
Design	B24
Connection in acc. with standard	IEC / EN
Conductor cross section	0.14 mm <sup>2</sup> ... 2.5 mm <sup>2</sup>

# Contact insert - HC-DD108-I-CT-F - 1584130

## Technical data

### General

Connection cross section AWG	26 ... 14
Stripping length of the individual wire	8 mm
	6 mm (2.5 mm <sup>2</sup> )
Assembly instructions	-Housing heights with h >= 72 mm are recommended in the case of a large number of wires. -Use of HC-CST (1676857) coding pins and HC-CBU (1676860) coding sockets has been prescribed.
Connection	Connectors may be plugged in only when there is no load/voltage.

### Ambient conditions

Ambient temperature (operation)	-40 °C ... 125 °C (including heating up of contacts)
---------------------------------	--

### Material data

Inflammability class according to UL 94	V0
Contact material	Copper alloy
Contact surface material	Ag (alternatively Au)
Contact carrier material	PA

### Electrical characteristics

Rated voltage (III/3)	250 V
Rated surge voltage	4 kV
Rated current	10 A

## Classifications

### eCl@ss

eCl@ss 4.0	272607xx
eCl@ss 4.1	27260701
eCl@ss 5.0	27143424
eCl@ss 5.1	27143424
eCl@ss 6.0	27143424
eCl@ss 7.0	27440209
eCl@ss 8.0	27440209

### ETIM

ETIM 3.0	EC000438
ETIM 4.0	EC000437
ETIM 5.0	EC000437

# Contact insert - HC-DD108-I-CT-F - 1584130

## Classifications

### UNSPSC

UNSPSC 6.01	30211923
UNSPSC 7.0901	39121522
UNSPSC 11	39121522
UNSPSC 12.01	39121522
UNSPSC 13.2	39121522

## Approvals

### Approvals

---

#### Approvals

CSA / UL Recognized / cUL Recognized / cULus Recognized

---


#### Ex Approvals


---

#### Approvals submitted

---

## Approval details

CSA 	
mm <sup>2</sup> /AWG/kcmil	26-14
Nominal current I <sub>N</sub>	7 A
Nominal voltage U <sub>N</sub>	250 V

UL Recognized 	
mm <sup>2</sup> /AWG/kcmil	14
Nominal current I <sub>N</sub>	10 A
Nominal voltage U <sub>N</sub>	250 V

# Contact insert - HC-DD108-I-CT-F - 1584130

## Approvals

cUL Recognized	
mm <sup>2</sup> /AWG/kcmil	14
Nominal current I <sub>N</sub>	7 A
Nominal voltage U <sub>N</sub>	250 V

cULus Recognized	
------------------	--

## Accessories

### Accessories

#### Assembly tool

Removal tool - VC-EW 1,6 - 1884869



Contact removal tool, for turned and rolled CK- 1.6-... contacts

### Coding element

Coding profile - CP-HC - 1686478



Encoding profile, 4 encoding profiles per strip, 40 strips per unit pack, for insertion in encoding grooves

Coding element - HC-CBU - 1676860



Coding socket for coding up to 16 connectors

## Contact insert - HC-DD108-I-CT-F - 1584130

### Accessories

---

Coding bolt - HC-CB - 1772722



Coding pin, prevents mismating of up to six connectors with an identical number of positions

---

Coding element - HC-CST - 1676857



Coding peg for coding up to 16 connectors

---

### Crimp contact

Crimp contact - CK1,6-ED-0,37BU AG - 1663394



Turned 1.6 crimp contact, individual female contact, core diameter 0.14 to 0.37 mm<sup>2</sup>, silver-plated

---

Crimp contact - CK1,6-ED-0,50BU AG - 1663404



Turned 1.6 crimp contact, individual female contact, core diameter 0.5 mm<sup>2</sup>, silver-plated

---

Crimp contact - CK1,6-ED-0,75BU AG - 1663417



Turned 1.6 crimp contact, individual female contact, core diameter 0.75 mm<sup>2</sup>, silver-plated

---

## Contact insert - HC-DD108-I-CT-F - 1584130

### Accessories

Crimp contact - CK1,6-ED-1,00BU AG - 1663420



Turned 1.6 crimp contact, individual female contact, core diameter 0.75 to 1.00 mm<sup>2</sup>, silver-plated

---

Crimp contact - CK1,6-ED-1,50BU AG - 1663433



Turned 1.6 crimp contact, individual female contact, core diameter 1.5 mm<sup>2</sup>, silver-plated

---

Crimp contact - CK1,6-ED-2,50BU AG - 1663446



Turned 1.6 crimp contact, individual female contact, core diameter 2.5 mm<sup>2</sup>, silver-plated

---

Crimp contact - CK1,6-ED-0,37BU AU - 1674969



Turned 1.6 crimp contact, individual female contact, core diameter 0.14 to 0.37 mm<sup>2</sup>, gold-plated

---

Crimp contact - CK1,6-ED-0,50BU AU - 1674480



Turned 1.6 crimp contact, individual female contact, core diameter 0.5 mm<sup>2</sup>, gold-plated

---

## Contact insert - HC-DD108-I-CT-F - 1584130

### Accessories

Crimp contact - CK1,6-ED-0,75BU AU - 1672440



Turned 1.6 crimp contact, individual female contact, core diameter 0.75 mm<sup>2</sup>, gold-plated

---

Crimp contact - CK1,6-ED-1,00BU AU - 1674943



Turned 1.6 crimp contact, individual female contact, core diameter 0.75 to 1.00 mm<sup>2</sup>, gold-plated

---

Crimp contact - CK1,6-ED-1,50BU AU - 1674930



Turned 1.6 crimp contact, individual female contact, core diameter 1.5 mm<sup>2</sup>, gold-plated

---

Crimp contact - CK1,6-ED-2,50BU AU - 1674985



Turned 1.6 crimp contact, individual female contact, core diameter 2.5 mm<sup>2</sup>, gold-plated

---

### Crimping tool

Crimping pliers - CRIMPFOX-1,6/2,5-ED-4,0 - 1687419



Crimping pliers, for turned contacts, CK 1.6 ED... and CK 2.5 ED...

---

## Contact insert - HC-DD108-I-CT-F - 1584130

### Accessories

#### Docking frame

Docking frames - HC-B 24-ANDOCK - 1586141



Docking frame for racks, for contact inserts of B24 type, with four M5 flat headed screws, rack balance x/y axis +/- 1.5 mm

---

#### Fiber optics contact

Female contact - CK1,6-ED-BU-POF - 1885004



Fiber optic pin contact POF, turned, for contact carriers of CK1,6-ED... contacts

---

#### Mounting material

Mounting material - HC-B-PES - 1604997



PE screw, for contact inserts HC-B / HC-BB / HC-DD / HC-D40 / HC-D64

---

PE multiplier - HC-B-3PE - 1644326



PE multiplier, for three PE connections, for HC-B (besides HC-B..E..ZZ) / HC-BB / HC-DD / HC-D40 / HC-D64 contact inserts



## Contact insert - HC-DD108-I-CT-F - 1584130

### Accessories

Strain relief clamp - HC-B-ZG - 1685327



Strain relief clamps contact inserts of series: B-, BB-, D 40, D 64, DD and HV, straight cable exit

---

Strain relief clamp - HC-B-ZS - 1685330



Strain relief clamps contact inserts of series: B-, BB-, D 40, D 64, DD and HV, lateral cable exit

---

### Plug assembly frame

Connector assembly frame - HC-SMR-B24 - 1687985



HEAVYCON connector assembly frame, for contact inserts of type B24

---

### Plug mounting plate

Connector assembly frame - HC-SMP 150-B24-AMQ - 1660944




HEAVYCON connector assembly frame with panel mounting base with double locking latch, for contact inserts of type B24, 150 mm long

---

### Drawings

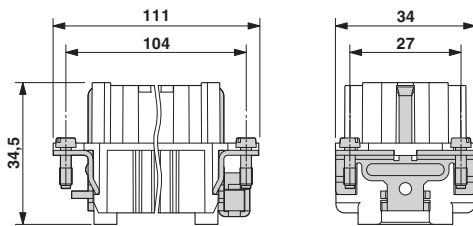
# Contact insert - HC-DD108-I-CT-F - 1584130

Schematic diagram



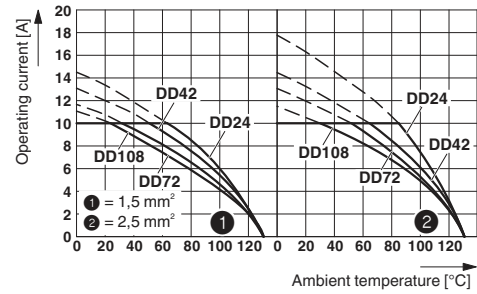
Connector pin assignment, connection side

Dimensioned drawing



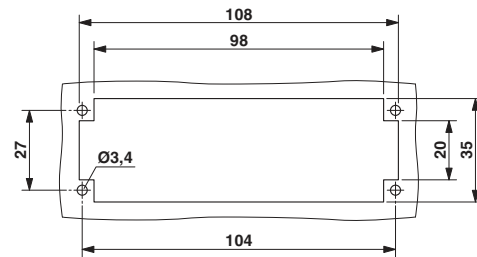
Female insert

Diagram



Derating diagram

Dimensioned drawing



Panel cutout