

Electronic housing - ME 17,5 UT TBUS KMGY - 2914783

Please be informed that the data shown in this PDF Document is generated from our Online Catalog. Please find the complete data in the user's documentation. Our General Terms of Use for Downloads are valid (<http://download.phoenixcontact.com>)



Lower part of housing, fully assembled, with metal foot catch.

Product Features

- ✓ Gold contacts for data transmission and power supply (125 V, 8 A)
- ✓ When a device is unplugged from the system as a whole, the signal chain is not interrupted# Supply via standard MINI COMBICON plug
- ✓ ME...TBUS connector with 5 parallel contacts can be snapped onto DIN rails to save space



Key commercial data

Packing unit	1 1
Minimum order quantity	10 1
Weight per Piece (excluding packing)	42.41 GRM
Custom tariff number	85472000
Country of origin	Germany

Technical data

General

Housing type	Component housing
Housing material	Polyamide
Color	light gray

Dimensions

Length	99 mm
Constructional height	114.5 mm
Width	17.5 mm

Technical data

Inflammability class according to UL 94	V0
Power dissipation at 20°C in the horizontal mounting position	5.2 W 10.8 W

Electronic housing - ME 17,5 UT TBUS KMGY - 2914783

Technical data

Technical data

Number of positions	12
---------------------	----

Classifications

eCl@ss

eCl@ss 4.0	27180401
eCl@ss 4.1	27180401
eCl@ss 5.0	27180506
eCl@ss 5.1	27180506
eCl@ss 6.0	27180802
eCl@ss 7.0	27182702
eCl@ss 8.0	27182702

ETIM

ETIM 2.0	EC001031
ETIM 3.0	EC001031
ETIM 4.0	EC001031
ETIM 5.0	EC001031

UNSPSC

UNSPSC 6.01	31261501
UNSPSC 7.0901	31261501
UNSPSC 11	31261501
UNSPSC 12.01	31261501
UNSPSC 13.2	31261501

Approvals

Approvals

Approvals

UL Recognized


Ex Approvals

Approvals submitted

Electronic housing - ME 17,5 UT TBUS KMGY - 2914783

Approvals

Approval details



Accessories

Accessories

Coding element

Coding star - CR-MSTB - 1734401



Coding section, inserted into the recess in the header or the inverted plug, red insulating material

Coding profile - CP-MSTB - 1734634



Coding profile, is inserted into the slot on the plug or inverted header, red insulating material

Component housing center part

Electronic housing - ME 35 UTM - 2908265



Intermediate element for modular extension of the volume of the housing in the pitch. The open intermediate element is 17.5 mm wide.

Filler plug

Electronic housing - ME 17,5 UT TBUS KMGY - 2914783

Accessories

Electronic housing - ME B-17,5 MSTBO KMGY - 2853776



Filler plugs, for unoccupied terminal points

Components of electronic housing - ME B-17,5 MKDSO KMGY - 2854115



Filler plugs, for unoccupied terminal points

Electronic housing - ME B-17,5 MSTBO GN - 2906869



Filler plugs, for unoccupied terminal points

Electronic housing - ME B-17,5 MKDSO GN - 2906885



Filler plugs, for unoccupied terminal points

Ground contact

Electronic housing - ME FE-CONTACT - 2908294



Functional earth ground contact, for intermediate elements.

Electronic housing - ME 17,5 UT TBUS KMGY - 2914783

Accessories

Mounting material

Components of electronic housing - ME-SAS - 2853899



Shield connection clamp for printed circuit terminal block

Components of electronic housing - ME-SAS - 2853899



Shield connection clamp for printed circuit terminal block

Electronic housing - ME LPZS - 2906911



PCB stop, for soldering onto PCB

Electronic housing - ME MF 17,5 - 2908281



Metal foot catch, for intermediate elements.

PCB

Electronic housing - ME LP - 2906908



PCB, for custom fitting, with contact to DIN rail (EN 60715)

Electronic housing - ME 17,5 UT TBUS KMGY - 2914783

Accessories

Printed circuit board terminal

Printed-circuit board connector - MKDSO 2,5/ 3-L - 1707221



PCB terminal block, Nominal current: 24 A, Nom. voltage: 400 V, Pitch: 5 mm, Number of positions: 3, Connection method: Screw connection, Mounting: Soldering, Conductor/PCB connection direction: 0 °, Color: green, Article with lateral pin exit

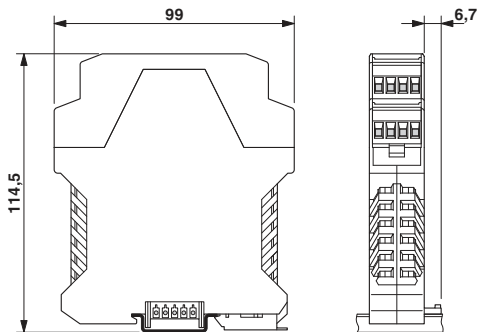
Printed-circuit board connector - MKDSO 2,5/ 3-R - 1707218



PCB terminal block, Nominal current: 24 A, Nom. voltage: 400 V, Pitch: 5 mm, Number of positions: 3, Connection method: Screw connection, Mounting: Soldering, Conductor/PCB connection direction: 0 °, Color: green, Article with lateral pin exit

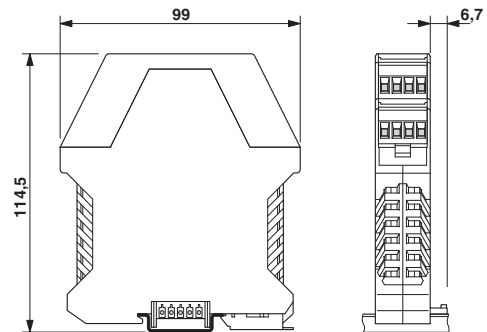
Drawings

Dimensioned drawing



Dimensions of the electronic housing
ME...TBUS... with double-level upper part

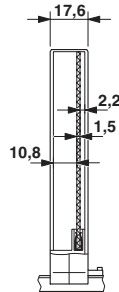
Dimensioned drawing



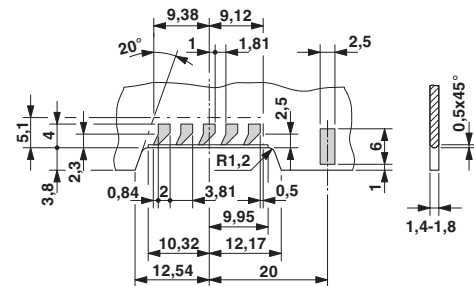
Dimensions of the electronic housing
ME...TBUS... with double-level upper part

Electronic housing - ME 17,5 UT TBUS KMGY - 2914783

Dimensioned drawing



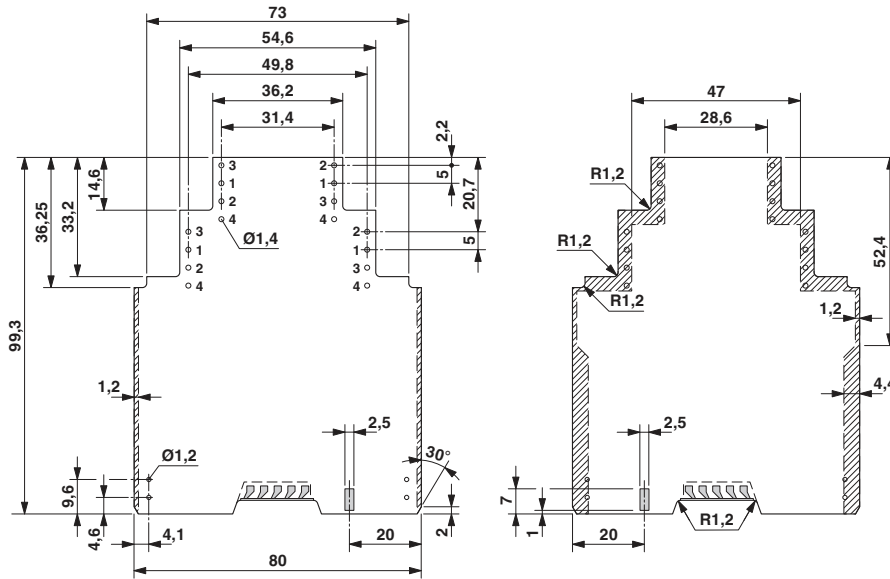
Dimensioned drawing



Internal housing dimensions, electronics housing ME 17,5 TBUS...

Detailed dimensional drawing of the DIN rail connector contact pads

Dimensioned drawing



Dimensional drawing of the ME.../TBUS printed circuit board if the double level upper part is used