

1375799-4 ✓ ACTIVE

AMPMODU | AMPMODU PC/104


TE Internal #: 1375799-4

PC/104 Connectors, 120 Position, .079 in [2 mm] Centerline,
AMPMODU PC/104

[View on TE.com >](#)



Connectors > PCB Connectors > Board-to-Board Connectors > PC/104 Connectors



Connector System: **Board-to-Board**

Number of Positions: **120**

Centerline (Pitch): **2 mm [.079 in]**

Number of Loaded Positions: **120**

Connector & Contact Terminates To: **Printed Circuit Board**

Features

Product Type Features

Connector System	Board-to-Board
Connector & Contact Terminates To	Printed Circuit Board

Configuration Features

Stacking Configuration	Stack Through
Number of Positions	120
Number of Loaded Positions	120

Electrical Characteristics

Dielectric Withstanding Voltage (Max)	500 VAC
Insulation Resistance	1000 MΩ

Body Features

Primary Product Color	Black
-----------------------	-------

Contact Features

Contact Mating Area Plating Material	Gold
Contact Base Material	Phosphor Bronze



Contact Current Rating (Max)	3 A
------------------------------	-----

Termination Features

Termination Post & Tail Length	12.27 mm[.493 in]
Termination Method to Printed Circuit Board	Through Hole - Press-Fit

Mechanical Attachment

PCB Mount Retention Type	Action/Compliant Tail
Connector Mounting Type	Board Mount

Housing Features

Housing Material	Nylon - GF
Centerline (Pitch)	2 mm[.079 in]

Usage Conditions

Operating Temperature Range	-55 – 105 °C[-67 – 221 °F]
-----------------------------	----------------------------

Operation/Application

Circuit Application	Signal
---------------------	--------

Industry Standards

UL Flammability Rating	UL 94V-0
------------------------	----------

Other

Board-to-Board Connectors Comment	Flat-rock insertable, See Specific Info Link for information on a PC/104 Extraction Tool.
-----------------------------------	---

Product Compliance


[For compliance documentation, visit the product page on TE.com>](#)

EU RoHS Directive 2011/65/EU	Compliant
EU ELV Directive 2000/53/EC	Compliant
China RoHS 2 Directive MIIT Order No 32, 2016	No Restricted Materials Above Threshold
EU REACH Regulation (EC) No. 1907/2006	Current ECHA Candidate List: JUNE 2023 (235) Candidate List Declared Against: JUNE 2022 (224) Does not contain REACH SVHC
Halogen Content	Low Halogen - Br, Cl, F, I < 900 ppm per homogenous material. Also BFR/CFR/PVC Free
Solder Process Capability	Not applicable for solder process capability

Product Compliance Disclaimer

This information is provided based on reasonable inquiry of our suppliers and represents our current actual knowledge based on the information they provided. This information is subject to change. The part numbers that TE has identified as EU RoHS compliant have a maximum concentration of 0.1% by weight in homogenous materials for lead, hexavalent chromium, mercury, PBB, PBDE, DBP, BBP, DEHP, DIBP, and 0.01% for cadmium, or qualify for an exemption to these limits as defined in the Annexes of Directive 2011/65/EU (RoHS2). Finished electrical and electronic equipment products will be CE marked as required by Directive 2011/65/EU. Components may not be CE marked. Additionally, the part numbers that TE has identified as EU ELV compliant have a maximum concentration of 0.1% by weight in homogenous materials for lead, hexavalent chromium, and mercury, and 0.01% for cadmium, or qualify for an exemption to these limits as defined in the Annexes of Directive 2000/53/EC (ELV). Regarding the REACH Regulation, the information TE provides on SVHC in articles for this part number is based on the latest European Chemicals Agency (ECHA) 'Guidance on requirements for substances in articles' posted at this URL: <https://echa.europa.eu/guidance-documents/guidance-on-reach>

Compatible Parts




TE Part # 1375800-4
ASSY,120 POS PC104 PLUS LF

Also in the Series | AMPMODU PC/104



Automotive Housings(1)



Card Edge Power Connectors(5)



Hand Crimping Tools(1)



PC/104 Connectors(25)

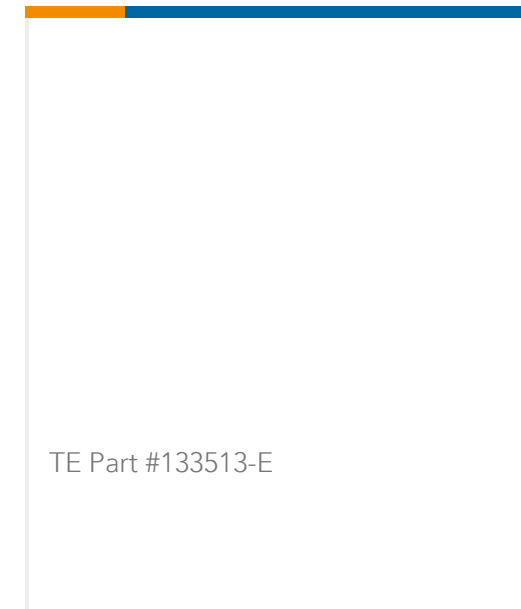


Rack & Panel Connectors(1)



Rectangular Connector Housings(2)

Customers Also Bought



Documents

Product Drawings

[ASSY, 120 POS PC104 PLUS LF](#)

English

CAD Files

[3D PDF](#)

English

Customer View Model

[ENG_CVM_1375799-4_H.2d_dxf.zip](#)

English

Customer View Model

[ENG_CVM_1375799-4_H.3d_igs.zip](#)

English

Customer View Model

[ENG_CVM_1375799-4_H.3d_stp.zip](#)

English

By downloading the CAD file I accept and agree to the [Terms and Conditions](#) of use.

Datasheets & Catalog Pages

[AMPMODU_INTERCONNECTION_SYSTEM_SECTION1AND2](#)

English

Product Specifications

[Application Specification](#)

English

Agency Approvals

[UL Report](#)



English