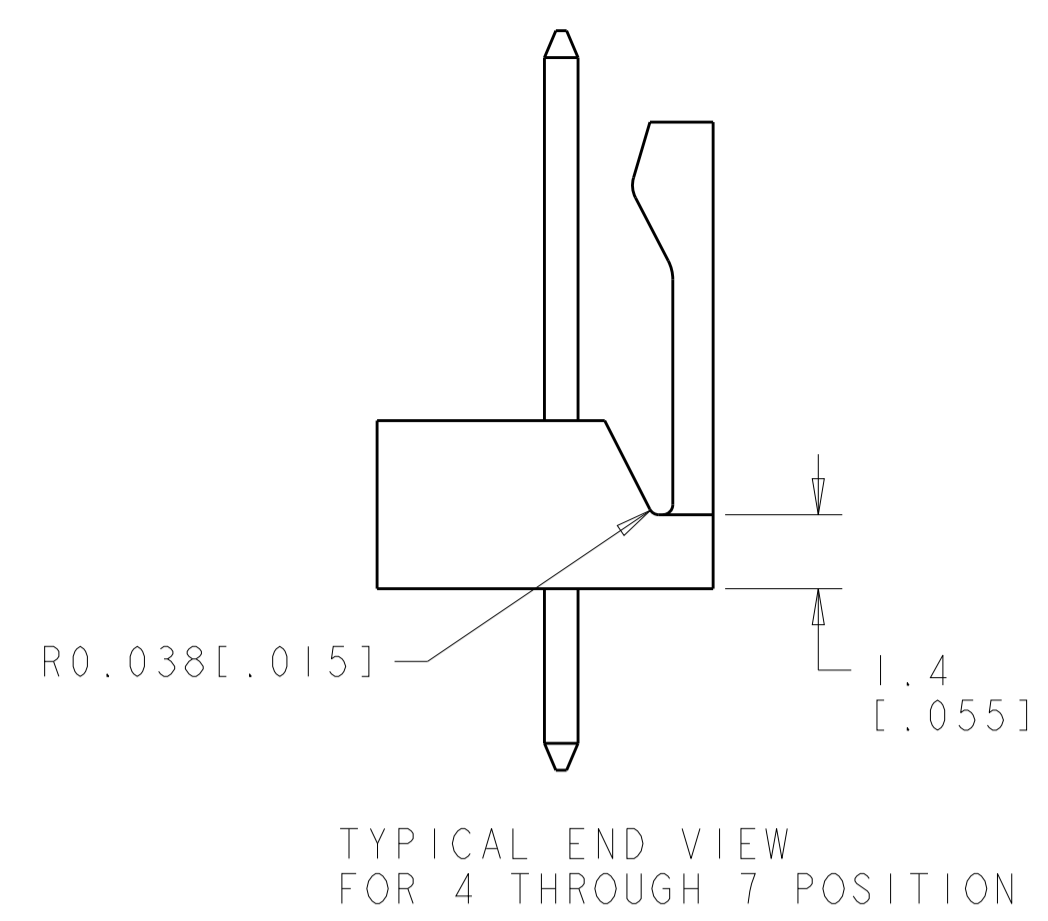
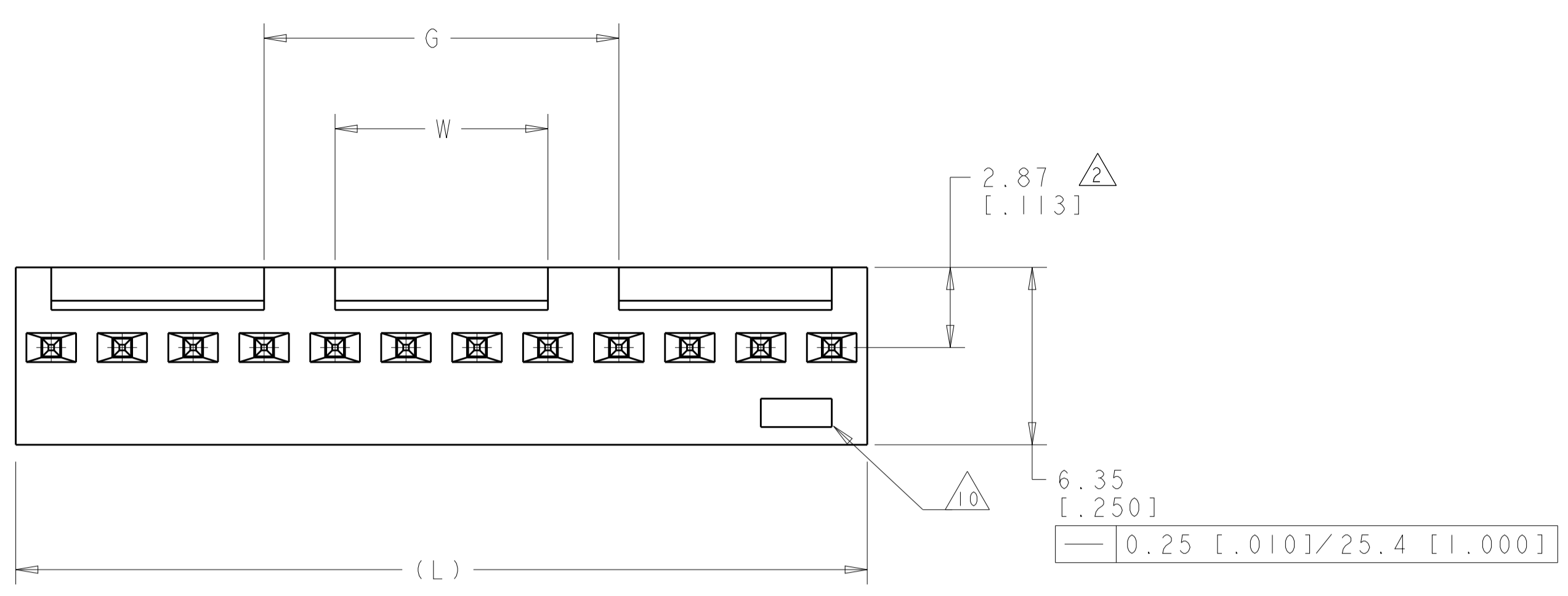
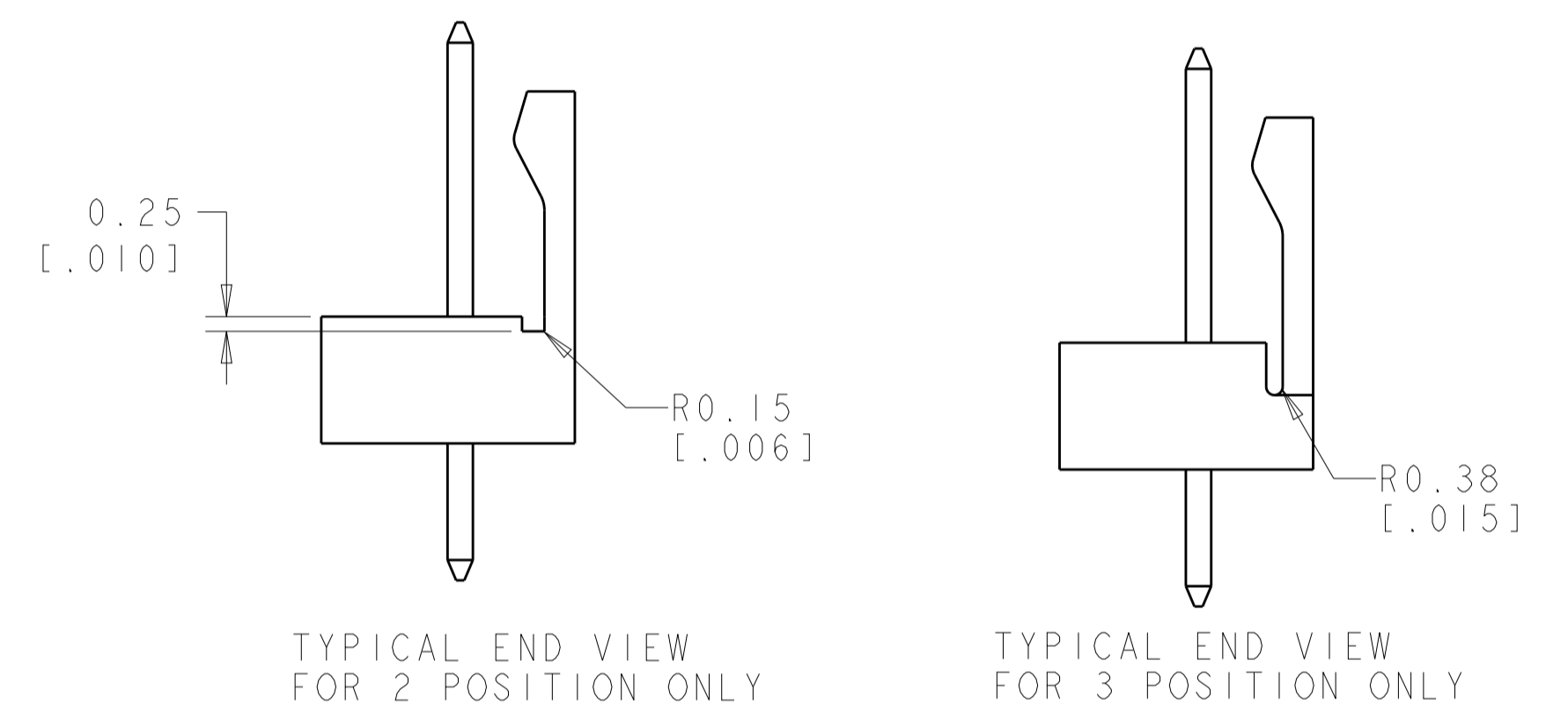
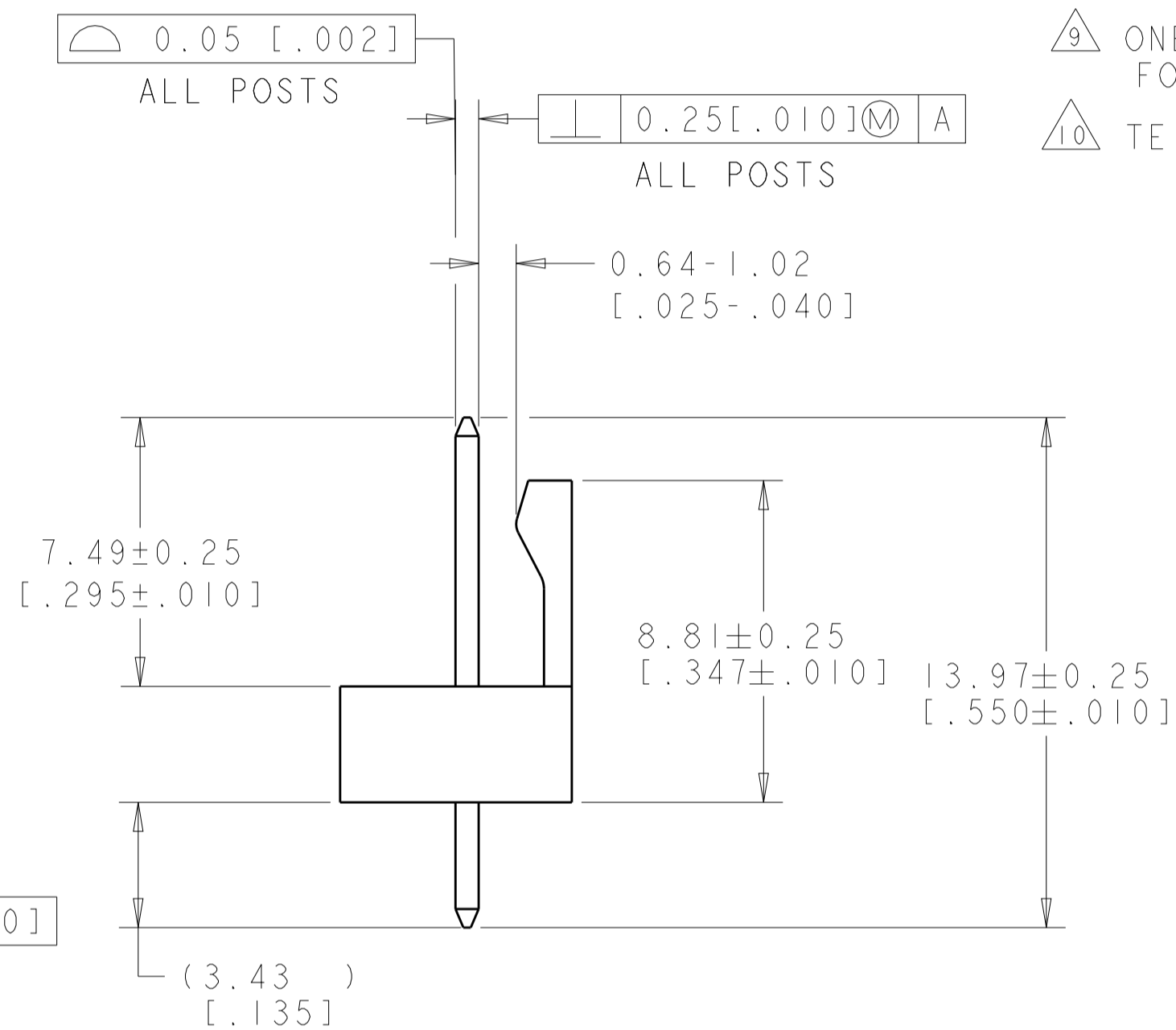
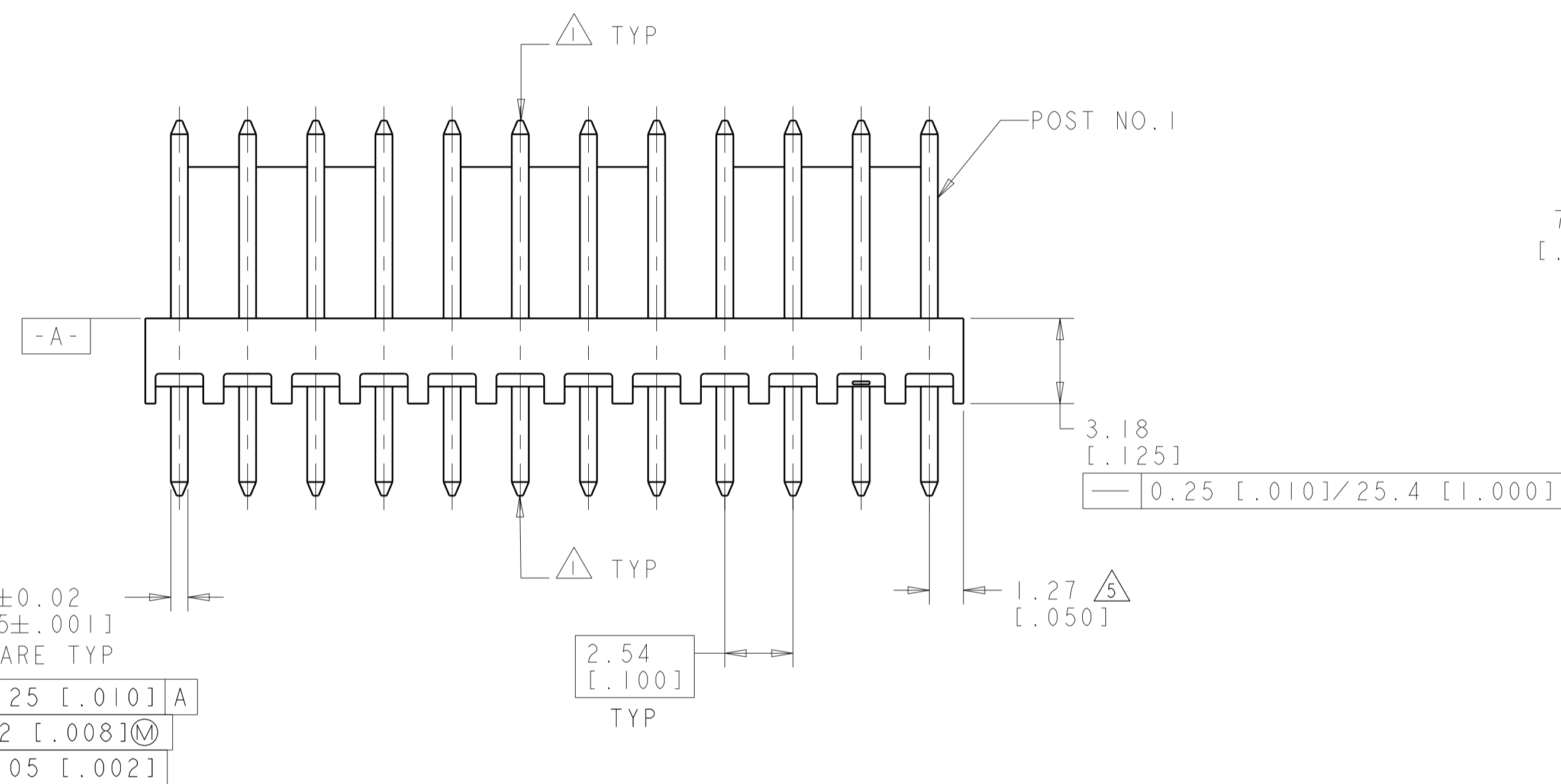


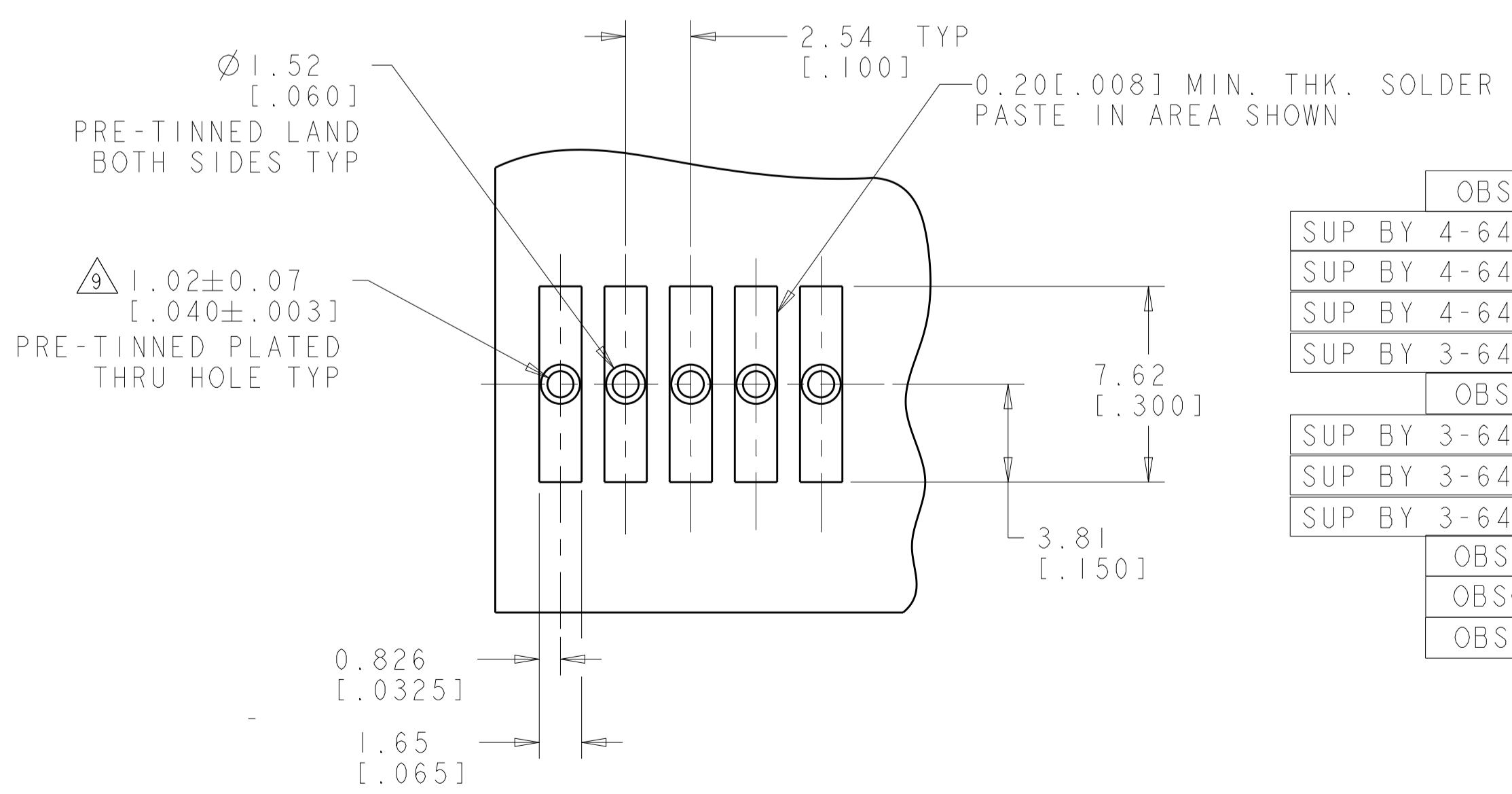
LOC	DIST	REVISIONS			
CM	00	REV	DATE	BY	APPV
		T2	18JUN2018	BDA	SG
		U	18OCT2019	BDA	SW



- 1. POST WITHSTAND 13 NEWTONS (3 LBS) MIN AXIAL FORCE IN DIRECTION SHOWN WITHOUT DISLODGING.
- 2. MEASURED AT -A-.
- 3. PARTS COMPLY WITH SOLDERABILITY SPEC 109-11-2/12.
- 4. MATERIAL: HOUSING: NYLON, 4/6, HIGH TEMP, BLACK.
POST -2 THRU -12 COPPER ALLOY BRIGHT TIN-LEAD 0.00305 [.000120] MIN THICK.
POST -32 THRU -42 COPPER ALLOY MATTE TIN 0.00305 [.000120] MIN THICK.
- 5. COORDINATE DIMENSION APPLIES FROM CENTER OF ACTUAL FEATURE.
- 6. POSTS TO BE MEASURED WHEN STRIP HELD FLAT.
- 7. DIMENSIONS IN BRACKETS ARE IN INCHES.
- 8. TOLERANCES APPLY TO SOLDER SIDE OF BOARD.
- 9. ONE HOLE MAY BE UNDERSIZED 0.81-0.89 [.032-.035] DIAMETER FOR ASSEMBLY RETENTION DURING PROCESSING.
- 10. TE LOGO, UL, AND CSA TRADEMARKS TO APPEAR ON THIS SURFACE.



0.64±0.02 [.025±.001] SQUARE TYP	0.25 [.010] A
0.2 [.008] M	0.05 [.002]



7.62 [.300]	12.70 [.500]	30.48 [1.200]	12	4-647050-2
-	10.16 [.400]	27.94 [1.100]	11	4-647050-1
-	7.62 [.300]	25.40 [1.000]	10	4-647050-0
-	5.08 [.200]	22.86 [.900]	9	3-647050-9
-	2.54 [.100]	20.32 [.800]	8	3-647050-8
-	-	17.78 [.700]	7	3-647050-7
-	-	15.24 [.600]	6	3-647050-6
-	-	12.70 [.500]	5	3-647050-5
-	-	10.16 [.400]	4	3-647050-4
-	-	7.62 [.300]	3	3-647050-3
-	-	5.08 [.200]	2	3-647050-2
OBSOLETE	12.70 [.500]	17.78 [.700]	14	1-647050-4
SUP BY 4-647050-2	7.62 [.300]	12.70 [.500]	12	1-647050-2
SUP BY 4-647050-1	-	10.16 [.400]	11	1-647050-1
SUP BY 4-647050-0	-	7.62 [.300]	10	1-647050-0
SUP BY 3-647050-9	-	5.08 [.200]	9	647050-9
OBSOLETE	-	2.54 [.100]	8	647050-8
SUP BY 3-647050-7	-	-	7	647050-7
SUP BY 3-647050-6	-	-	6	647050-6
SUP BY 3-647050-5	-	-	5	647050-5
OBSOLETE	-	-	4	647050-4
OBSOLETE	-	-	3	647050-3
OBSOLETE	-	-	2	647050-2

THIS DRAWING IS A CONTROLLED DOCUMENT.		OWN: J. WHITAKER 01NOV2001	TE Connectivity	
DIMENSIONS: mm [INCHES]		CHK: D. BOSSI 01NOV2001	NAME: MTA-100 HEADER ASSY, HIGH TEMPERATURE FRICTION LOCK, .025 SQUARE, STRAIGHT POST, TIN OR TIN LEAD	
TOLERANCES UNLESS OTHERWISE SPECIFIED:		APVD: D. BOSSI 01NOV2001	PRODUCT SPEC	
0 PLC ±		APPLICATION SPEC		
1 PLC ±0.38(.015)		SIZE: CAGE CODE DRAWING NO		
2 PLC ±		WEIGHT		
3 PLC ±		A100779C=647050		
4 PLC ±		SCALE: 7:1 SHEET 1 OF 1 REV U		
ANGLES ±		CUSTOMER DRAWING		
FINISH		RESTRICTED TO		