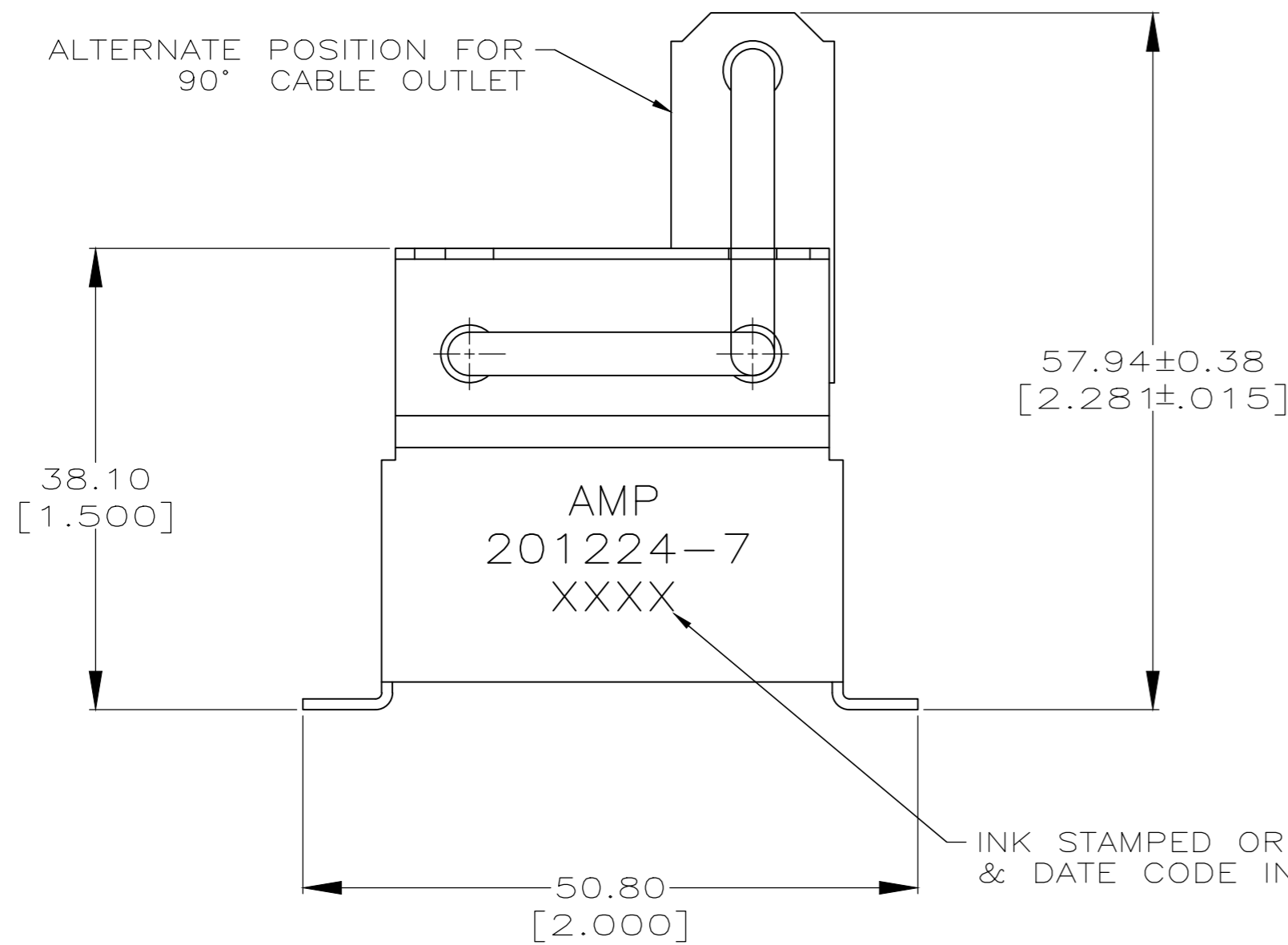
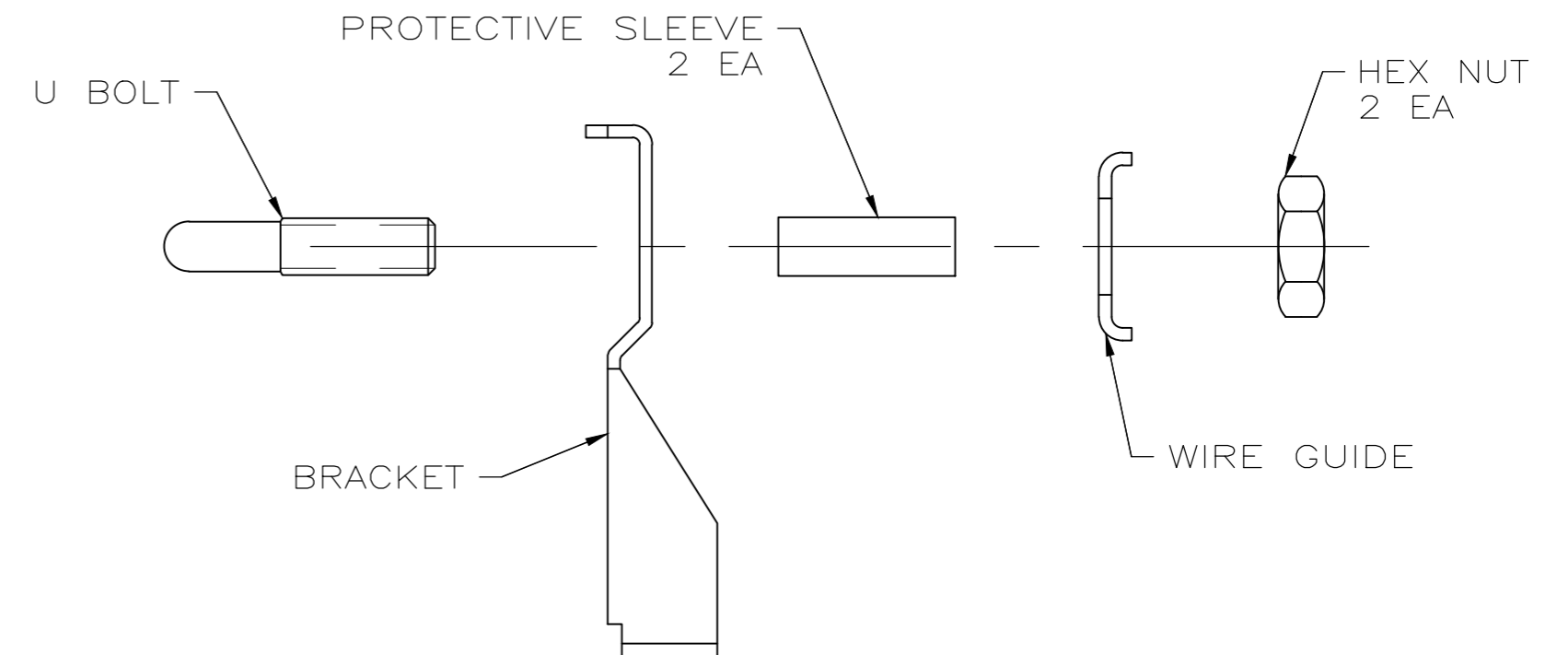
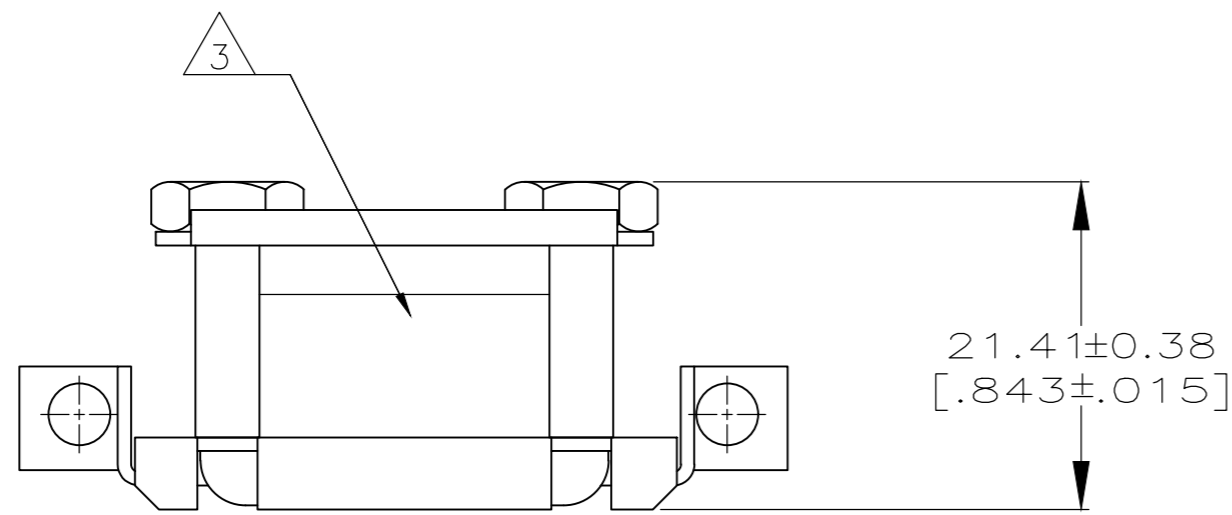


THIS DRAWING IS UNPUBLISHED. RELEASED FOR PUBLICATION
 © COPYRIGHT - TE Connectivity Ltd. ALL RIGHTS RESERVED.

REVISIONS				
P	LTR	DESCRIPTION	DATE	APVD
W		REVISED PER ECO-18-007009	23MAY18	KH MZ



- 1 BRACKET: STAINLESS STEEL PER QQ-S-766.
U BOLT: STAINLESS STEEL PER ASTM-A-582.
WIRE GUIDE & HEX NUT: CARBON STEEL.
PROTECTIVE SLEEVE: POLYVINYL CHLORIDE.
- 2 U BOLT: PASSIVATED.
WIRE GUIDE: 5.08um[.000200] MIN NICKEL PLATE.
HEX NUT: ZINC PLATED PER ASTM-B-633.
- 3 MAX CLAMP AREA = 225.81 SQ mm [.350 SQ IN]

SUPERSEDED BY 201224-7	201224-7
	201224-1
PART NUMBER	

THIS DRAWING IS A CONTROLLED DOCUMENT.		DWN C.REIFSNYDER 06 SEP 95	TE Connectivity Ltd.	
DIMENSIONS: mm [INCHES]		CHK R.STONE 15 SEP 95		
TOLERANCES UNLESS OTHERWISE SPECIFIED:		APVD G.STEINHAUER 03 OCT 95	NAME	
0 PLC ± - 1 PLC ± - 2 PLC ± 0.13 [.005] 3 PLC ± - 4 PLC ± - ANGLES ± -		PRODUCT SPEC	CLAMP KIT, UNASSEMBLED, 34 PLACE, MINIATURE RECTANGULAR, STRAIN RELIEF, M SERIES	
MATERIAL		APPLICATION SPEC	SIZE	RESTRICTED TO
FINISH		WEIGHT	CAGE CODE	
		0	A2 00779	DRAWING NO
		CUSTOMER DRAWING	C=201224	SCALE
			2:1	SHEET
			1 of 1	REV
				W