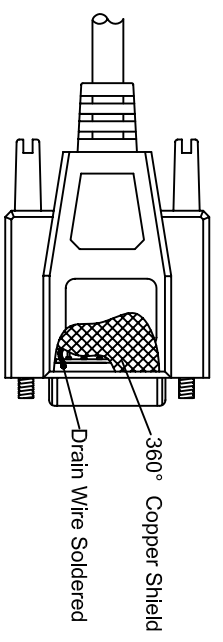
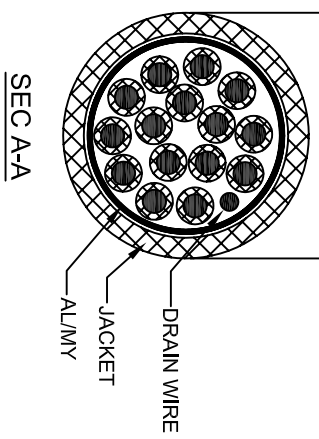
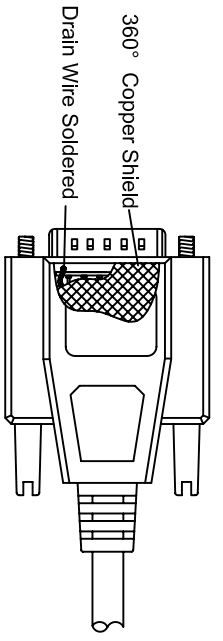
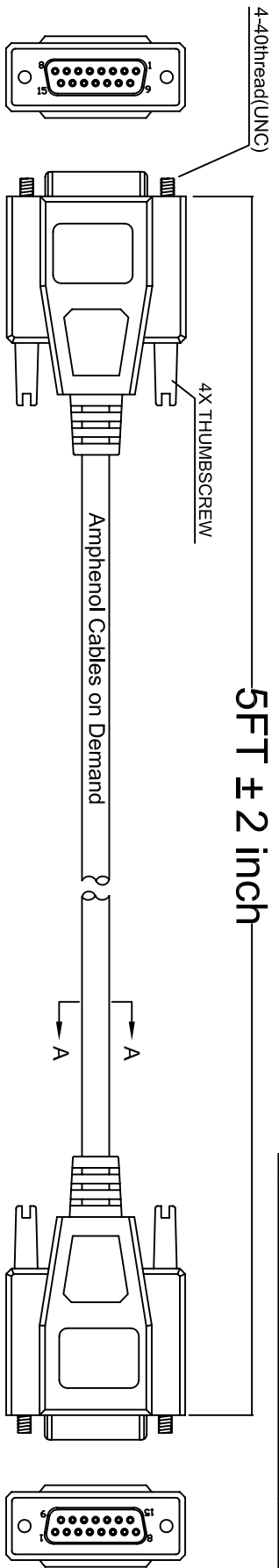


THE INFORMATION CONTAINED IN THIS DRAWING IS THE SOLE PROPERTY OF AMPHENOL CABLES ON DEMAND. ANY REPRODUCTION OR DISCLOSURE TO THIRD PARTIES IN PART OR WHOLE, WITHOUT THE EXPRESS WRITTEN PERMISSION OF AMPHENOL CABLES ON DEMAND IS PROHIBITED.

REV.	DESCRIPTION	DATE	APPROVED
A	NEW RELEASE	10/05/06	
A1	Change Part Number	07/12/06	

SFT ± 2 inch



PIN OUT: 1 TO 1

Female	Female
PIN1	PIN1
PIN2	PIN2
PIN3	PIN3
PIN4	PIN4
PIN5	PIN5
PIN6	PIN6
PIN7	PIN7
PIN8	PIN8
PIN9	PIN9
PIN10	PIN10
PIN11	PIN11
PIN12	PIN12
PIN13	PIN13
PIN14	PIN14
PIN15	PIN15
SHIELD	SHIELD



UNLESS OTHERWISE SPECIFIED DIMENSIONS ARE IN INCHES TOLERANCES ARE:		EAR NO.		APPROVALS		DATE		Amphenol Cables on Demand	
DECIMALS	ANGLES		DRAWN	LF		07/12/06		20 VALLEY ST. ENDICOTT, NY 13760	
X	± X°		CHECKED	BA		07/12/06		ASM CBL Deluxe 15 Pin D-SUB FF	
XXX	±.XXX		RESP' ENG					CS-DSDMDB15FF-005	
THIRD ANGLE PROJECTION			MFG ENG					SIZE DWG. NO. A	
								REV. A1	

4 3 2 1