

IOLAN SDG Secure Device Servers

 perle.com/products/iolan-sds-terminal-server.shtml

Serial to Ethernet Device Servers

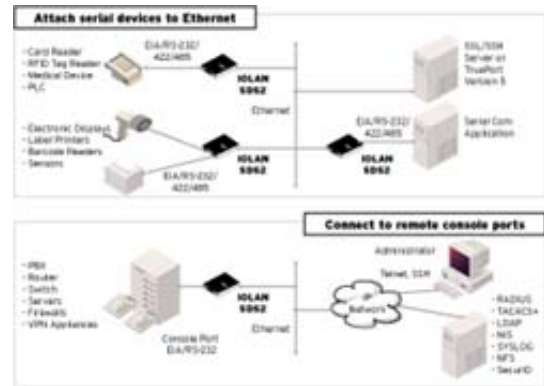
- 1, 2, 4 or 8 software selectable RS232/422/485 serial port interfaces
- 10/100 or 10/100/1000 Ethernet
- Advanced security features for data encryption, user authentication and event management



For **secure serial to Ethernet** connectivity applications, the **IOLAN SDG Device Server** is the most advanced compact product available on the market today. Delivering high performance in a compact size, an IOLAN SDG offers extensive security, flexibility and next generation IPv6 technology making it ideal for applications that require remote device/console management, data capture or monitoring. **IOLAN Serial Device Servers** are also available with an integrated V.92 modem, support for Power over Ethernet (PoE), Class 1 Division 2 or Extended Temperature ranges.

Why IOLAN SDG Device Servers are the preferred choice:

- Powerful processors for the best throughput and performance on the market
- TrueSerial® packet technology delivers the most authentic serial connections across Ethernet for serial protocol integrity
- Indicators for network and serial interfaces for easy troubleshooting
- Plug & Play installation utility eliminates configuration hassles for all IOLAN's on your IP network
- TruePort – Perle's com/tty redirector for serial based applications operates on Windows, Vista, Linux, Solaris, SCO and Unix
- FIPS 140-2 – Cryptographic modules meet US Government NIST compliancy
- Power over serial cable eliminates costs of a separate power installation
- Next Generation IP support (IPv6) for investment protection and network compatibility
- Compact and protective solid steel enclosure for tabletop, wall mount or DIN rail mounting
- Java-free browser access to remote serial console ports via Telnet and SSH
- Ping watchdog probes enable customers to power cycle equipment with attached Perle RPS power switches in the event of an unresponsive networking gear



Secure Serial to Ethernet Connectivity

The **IOLAN SDG Device Server** enables administrators to securely access remote serial console ports on equipment such as PBX, servers, routers, network storage equipment and security appliances through an IP network. Sensitive data such as credit card holder information is protected through standard encryption tools such as Secure Shell (SSH) and Secure Sockets Layer (SSL). Access by authorized users is assured via authentication schemes such as RADIUS, TACACS+, LDAP, Kerberos, NIS and RSA Security's SecurID tokens.

By using encryption technologies, an IOLAN can protect sensitive and confidential data from a serial device such as a credit card reader before being sent across a corporate Intranet or public Internet. For compatibility with peer encryption devices, all of the major encryption ciphers such as AES, 3DES, RC4, RC2 and CAST128 are fully supported.

Recognized as the most secure method for communicating to remote private networks over the Internet, the IPSec standard provides robust authentication and encryption of IP packets at the network layer of the OSI model. As a standard it is ideal for multi-vendor interoperability within a network providing flexibility and the ability to match the right solution for a particular application.

IOLAN Plug-ins

By choosing a Perle IOLAN Device Server you can rest assured that virtually any device with a serial COM port will operate in conjunction with your desired application exactly as it did when you had it directly connected. In the unlikely event that the Perle IOLAN Device Server does not enable this out of the box, *Perle will make it work.*

Perle IOLAN Device Servers utilize customer installable "Device Plug-ins" to successfully network devices where other solutions have failed. Request a free engineering consultation now.

Advanced IP Technology

With support for Next Generation IP (IPv6) the **IOLAN Serial to Ethernet Device Server** range provides organizations with investment protection to meet this rapidly growing standard.

Demand for IPv6, which is compatible with IPv4 addressing schemes, is driven by the need for more IP address. With the implementation and rollout of advanced cellular networks, a robust method is needed to handle the huge influx of new IP addressable devices on the Internet. In fact, the US Department of Defense has mandated that all equipment purchased be IPv6 compatible. In addition, all major Operating Systems such as Windows, Linux, Unix and Solaris, as well as routers, have built-in support for IPv6.

It is therefore important for end users and integrators to select networking equipment that incorporates the IPv6 standard. The IOLAN line with support for IPv6 already built in, is the best choice in serial to Ethernet technology.

Flexible and Reliable Serial to Ethernet Connections

An **IOLAN SDG Device Server** is ideal for connecting serial based COM port, UDP or TCP socket based applications to remote devices. Perle's [TruePort re-director](#) provides fixed TTY or COM ports to serial based applications enabling communication with remote devices connected to Perle IOLAN's either in encrypted or clear text modes. You can also tunnel serial data between devices across an IP network.

Perle's Device Management software provides better centralized control of multiple units resulting in maximum uptime for your remote equipment.

All IOLAN SDG models have added protection against electrostatic discharges and power surges with robust 15Kv ESD protection circuitry enabling organizations to utilize this solution in the field with confidence.

Lifetime Warranty

All **Perle IOLAN SDG Serial to Ethernet Device Servers** are backed by the best service and support in the industry including Perle's unique lifetime warranty. Since 1976 Perle has been providing its customers with networking products that have the highest levels of performance, flexibility and quality.

Serial Port Access
Connect directly using Telnet / SSH by port and IP address
Connect with EasyPort menu by Telnet / SSH
Use an internet browser to access with HTTP or secure HTTPS via EasyPort Web menu
Java-free browser access to remote serial console ports via Telnet and SSH
Ports can be assigned a specific IP address (aliasing)
Multisession capability enables multiple users to access ports simultaneously *
Multihost access enables multiple hosts/servers to share serial ports

Accessibility

In-band (Ethernet) and out-of-band (dial-up modem) support

Dynamic DNS enables users to find a console server from anywhere on the Internet

Domain name control through DHCP option 81

IPV6 and IPV4 addressing support

Availability

Primary/Backup host functionality enables automatic connections to alternate host(s)

Security

SSH v1 and v2

SSL V3.0/TLS V1.0, SSL V2.0

SSL Server and SSL client mode capability

SSL Peer authentication

IPSec VPN : NAT Traversal, ESP authentication protocol

Encryption: AES (256/192/128), 3DES, DES, Blowfish, CAST128, ARCFOUR(RC4), ARCTWO(RC2)

Hashing Algorithms: MD5, SHA-1, RIPEMD160, SHA1-96, and MD5-96

Key exchange: RSA, EDH-RSA, EDH-DSS, ADH

X.509 Certificate verification: RSA, DSA

Certificate authority (CA) list

Local database

RADIUS Authentication, Authorization and Accounting

TACACS+ Authentication, Authorization and Accounting

LDAP, NIS, Kerberos Authentication

RSA SecureID-agent or via RADIUS Authentication

SNMP v3 Authentication and Encryption support

IP Address filtering

Disable unused daemons

Active Directory via LDAP

Terminal Server

Telnet

SSH v1 and v2

Rlogin

Auto session login

LPD, RCP printer

MOTD - Message of the day

Serial machine to Ethernet

[Tunnel raw serial data across Ethernet - clear or encrypted](#)

Raw serial data over TCP/IP

Raw serial data over UDP

[Serial data control of packetized data](#)

[Share serial ports with multiple hosts/servers](#)

Virtual modem simulates a modem connection - assign IP address by AT phone number

Virtual modem data can be sent over the Ethernet link with or without SSL encryption

[TruePort com/tty redirector](#) for serial based applications on Windows, Linux, Solaris, SCO, HP UX, NCR UNIX and AIX. For a complete list of all the latest drivers click [here](#)

[TrueSerial](#) packet technology provides the most authentic serial connections across Ethernet ensuring serial protocol integrity

RFC 2217 standard for transport of serial data and RS232 control signals

Customizable or fixed serial baud rates

[Plug-ins allow customer or Perle provided plug-ins for special applications](#)

[Software Development Kit \(SDK \) available](#)

[Serial encapsulation of industrial protocols such as ModBus, DNP3 and IEC-870-5-101](#)

[ModBus TCP gateway enables serial Modbus ASCII/RTU device connection to ModBus TCP](#)

[Data logging will store serial data received when no active TCP session and forward to network peer once session re-established - 32K bytes circular per port](#)

Console Management

[Sun / Oracle Solaris Break Safe](#)

Local port buffer viewing - 256K bytes per port

External port buffering via NFS, encrypted NFS and Syslog

Event notification

Manage AC power of external equipment using Perle RPS power management products

Clustering - central console server enables access ports across multiple console servers

Windows Server 2003/2008 EMS - SAC support GUI access to text-based Special Administrative Console

Ping watchdog probes enable customers to power cycle equipment with attached Perle RPS power switches in the event of an unresponsive networking gear

Remote Access

Dial, direct serial PPP, PAP/CHAP, SLIP

HTTP tunneling enables firewall-safe access to remote serial devices across the internet

Automatic DNS Update Utilize DHCP Opt 81 to set IOLAN domain name for easy name management and with Dynamic DNS support, users on the Internet can access the device server by name without having to know its IP address. See Automatic DNS update support for details

IPSEC VPN client/servers Microsoft L2TP/IPSEC VPN client (native to Windows XP)

Microsoft IPSEC VPN Client (native to Windows Vista)

Cisco routers with IPSEC VPN feature set

Perle IOLAN SDS/STS and SCS models

OA&M (Operations, Administration and Management)

SNMP V3 - read and write, Perle MIB

Syslog

Perle Device Manager - Windows based utility for large scale deployments

Configurable default configuration

Installation Wizard

Set a Personalized Factory Default for your IOLANs

Protocols

IPv6, IPv4, TCP/IP, Reverse SSH, SSH, SSL, IPsec/IPv4, IPsec/IPv6, L2TP/IPsec, CIDR, RIPV2/MD5, ARP, RARP, UDP, UDP Multicast, ICMP, BOOTP, DHCP, TFTP, SFTP, SNMP, Telnet, raw, reverse Telnet, LPD, RCP, DNS, Dynamic DNS, WINS, HTTP, HTTPS, SMTP,

SNMPV3, PPP, PAP/CHAP, SLIP, CSLIP, RFC2217, MSCHAP

* Available on 2 and 4 port models

Hardware Specifications - IOLAN SDG and IOLAN SDS

	IOLAN SDG	IOLAN SDS
Processor	600 Mhz ARM processor	MPC852T, 66 Mhz, 87 MIPS
Memory		
RAM MB	512	32
Flash MB	4000	8
Interface Ports		
Number of Serial Ports	1, 2, 4 or 8	1, 2 or 4
Serial Port Interface	Software selectable EIA232/422/485 on	
	1 Port: DB9M, RJ45 or DB25F 2 Port: RJ45 4 Port: RJ45 8 Port: RJ45	1 Port: DB9M, RJ45, DB25M or DB25F 2 Port: RJ45 4 Port: RJ45
Sun / Solaris	Sun / Oracle 'Solaris' Safe - no "break signal" sent during power cycle causing costly server re-boots or downtime	
Serial Port Speeds	300bps to 230Kbps with customizable baud rate support	50bps to 230Kbps with customizable baud rate support
Data Bits	5,6,7,8, 9-bit protocol support	
Parity	Odd, Even, Mark, Space, None	
Flow Control	Hardware, Software, Both, None	
Serial Port Protection	15Kv Electrostatic Discharge Protection (ESD)	
Local Console Port	RS232 on Serial Port	
Network	Autosensing 1000Base-T / 100Base-TX / 10Base-T Auto-MDIX	10Base-T / 100Base-TX Ethernet RJ45
	Software selectable Ethernet speed 10/100/1000 Auto	Software selectable Ethernet speed 10/100 Auto
	Software selectable Half/Full/Auto duplex	

Ethernet Isolation	1.5Kv Magnetic Isolation	
	IOLAN SDG	IOLAN SDS
Power		
Power Supply	120 V AC (USA), 230V AC (International) Wall Power Adaptor included	
Power Supply Options	Power via External power 9-30v DC, 4.8 Watts uses standard 5.5mm x 9.5mm x 2.1mm barrel socket, Power IN over serial cable	
Nominal Input Voltage	12v DC / 24v DC	
Input Voltage Range	9-30v DC	
Power IOLAN over Serial	9-30v DC	
Power External Device via Serial Port	+5v DC regulated, 1W max	
Typical Power Consumption '@ 12v DC (Watts)	1 Port: 1.9 2 Port: 2.0 4 Port: 2.0 8 Port: 2.7	1 Port: 1.7 2 Port: 2.1 4 Port: 2.4
	Does not include power for devices connected to serial port	
Indicators		
LEDs	Power/Ready	
	Network Link	
	Network Link activity	
	Serial: Transmit and Receive data per port	
	IOLAN SDG	IOLAN SDS
Environmental Specifications		
Heat Output (BTU/HR)	1 Port: 6.80 2 Port: 8.90 4 Port: 16.38 8 Port: 9.20	1 Port: 5.8 2 Port: 7.2 4 Port: 8.2
MTBF (Hours) Calculation model based on MIL-HDBK-217-FN2 @ 30 °C	1 Port: 238,681 2 Port: 218,646 4 Port: 187,919 8 Port: 126,364	1 Port: 123,192 2 Port: 188,596 4 Port: 150,124

Operating Temperature	0C to 55C, 32F to 131F	
Storage Temperature	-40C to 66C, -40F to 150F	
Humidity	5 to 95% (non condensing) for both storage and operation.	
Case	SECC Zinc plated sheet metal (1 mm)	
Ingress Protection Rating	IP40	
Mounting	Wall or Panel mounting, DIN Rail mounting kit optional	
	IOLAN SDG	IOLAN SDS
Product Weight and Dimensions		
Weight	1 Port: 0.23 kg (0.50 lbs) 2 Port: 0.23 kg (0.50 lbs) 4 Port: 0.35 kg (0.77 lbs) 8 Port: 0.55 kg (1.20 lbs)	1 Port: 0.23 kg (0.50 lbs) 2 Port: 0.23 kg (0.50 lbs) 4 Port: 0.35 kg (0.77 lbs)
Dimensions (without mounting tabs)	1 Port: 90 x 64 x 22 (mm) 3.6 x 2.5 x 0.87 (in) 2 Port: 90 x 64 x 22 (mm) 3.6 x 2.5 x 0.87 (in) 4 Port: 112 x 82 x 28 (mm) 4.4 x 3.2 x 1.1 (in) 8 Port: 112 x 156 x 28 (mm) 4.4 x 6.1 x 1.1 (in)	1 Port: 90 x 64 x 22 (mm) 3.6 x 2.5 x 0.87 (in) 2 Port: 90 x 64 x 22 (mm) 3.6 x 2.5 x 0.87 (in) 4 Port: 112 x 82 x 28 (mm) 4.4 x 3.2 x 1.1 (in)
Dimensions with mounting tabs	1 Port: 90 x 89 x 24 (mm) 3.6 x 3.5 x 0.87 (in) 2 Port: 90 x 89 x 24 (mm) 3.6 x 3.5 x 0.87 (in) 4 Port: 112 x 105 x 28 (mm) 4.4 x 4.2 x 1.1 (in) 8 Port: 113 x 179 x 28 (mm) 4.4 x 7.1 x 1.1 (in)	1 Port: 90 x 89 x 24 (mm) 3.6 x 3.5 x 0.87 (in) 2 Port: 90 x 89 x 24 (mm) 3.6 x 3.5 x 0.87 (in) 4 Port: 112 x 105 x 28 (mm) 4.4 x 4.2 x 1.1 (in)
Packaging		
Shipping Dimensions	260 x 170 x 70 (mm), 10.2 x 6.7 x 2.8 (in)	
Shipping weight	1 Port: 0.49 kg (1.1 lbs) 2 Port: 0.49 kg (1.1 lbs) 4 Port: 0.66 kg (1.5 lbs) 8 Port: 1.30 kg (2.9 lbs)	1 Port: 0.49 kg (1.1 lbs) 2 Port: 0.49 kg (1.1 lbs) 4 Port: 0.66 kg (1.5 lbs)
Regulatory Approvals		
Emissions	CFR47 FCC Part 15 Subpart B:2015	CFR47:2003, Chapter 1, Part 15 Subpart B, (USA) Class A

ICES-003:2016 Issue 6:2016 ICES-003, Issue 4, February 2004 (Canada)

CISPR 32:2015/EN 55032:2015 (Class A)

CISPR 16-2-3:2010/A2:2014

EN61000-3-2:2014, Limited for Harmonic Current Emissions EN61000-3-2 : 2010, Limits for Harmonic Current Emissions

EN61000-3-3:2013, Limits of Voltage Fluctuations and Flicker EN61000-3-3 : 2010, Limits of Voltage Fluctuations and Flicker

Immunity

CISPR 24:2010/EN 55024:2010

EN61000-4-2: 2009 Electrostatic Discharge

EN61000-4-3: 2006/A2:2010: RF Electromagnetic Field Modulated

EN61000-4-4: 2004 Fast Transients

EN61000-4-5: 2006 Surge

EN61000-4-6: 2009 RF Continuous Conducted

EN61000-4-8: Power-Frequency Magnetic Field

EN61000-4-11: Voltage Dips and Voltage Interruptions

Safety

IEC 62368-1 and EN 62368-1:2014 IEC 60950-1 (ed 2); am1 am2 and EN 60950-1: 2006+A11: 2009+A1: 2010+A12: 2011+A2: 2013

CAN/CSA-C22.2 No. 62368-1-14 and UL 62368-1 CAN/CSA-C22.2 No. 60950-1-03 and ANSI/UL 60950-1, Second Edition

Other

Reach, RoHS and WEEE Compliant

Directive 2011/65/EU restriction of the use of certain hazardous substances in electrical and electronic equipment and meets the following standard:: EN 50581:2012






















CCATS - G168387


























ECCN - 5A992

HTSUS Number: 8471.80.1000

Perle Limited Lifetime Warranty

Serial Connector Pinout

IOLAN SDG DB9M Socket					
	Direction	RS232	RS485 Full Duplex	RS485 Half Duplex	RS422
1		DCD	-	-	-
2		RxD	RxD+	-	RxD+
3		TxD	TxD-	DATA-	TxD-
4		DTR	-	-	-
5		GND	GND	GND	GND
6		DSR	-	-	-
7		RTS	TxD+	DATA+	TxD+
8		CTS	RxD-	-	RxD-
9		-	-	-	TxD-
IOLAN SDS DB9M Socket					
	Direction	RS232	RS485 Full Duplex	RS485 Half Duplex	RS422
1		DCD	-	-	-
2		RxD	RxD+	-	RxD+
3		TxD	TxD+	DATA+	TxD+
4		DTR	-	-	-
5		GND	GND	GND	GND
6		DSR	RxD-	-	RxD-
7		RTS	-	-	-
8		CTS	-	-	-
9		-	TxD-	DATA-	TxD-
IOLAN RJ45 Socket					
	Direction	RS232	RS485 Full Duplex	RS485 Half Duplex	RS422
1		Power In	Power In	Power In	Power In
2		DCD	-	-	-
3		RTS	TxD+	DATA+	TxD+

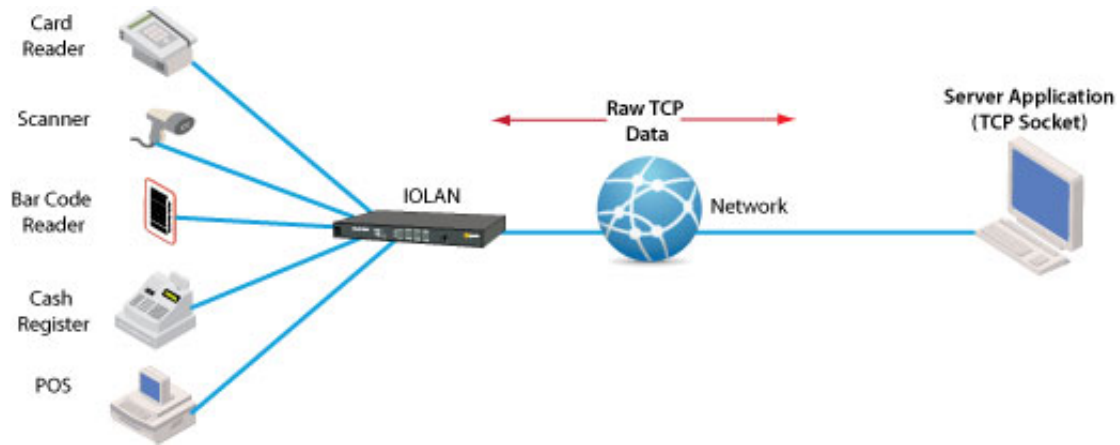
4		DSR	-	-	-
5		TxD	TxD-	DATA-	TxD-
6		RxD	RxD+	-	RxD+
7		GND	GND	GND	GND
8		CTS	RxD-	-	RxD-
9		DTR	-	-	-
10		Power Out	Power Out	Power Out	Power Out
IOLAN DB25M Socket	Direction	RS232	RS485 Full Duplex	RS485 Half Duplex	RS422
1		Sheild	Sheild	Sheild	Sheild
2		TxD	-	-	-
3		RxD	-	-	-
4		RTS	-	-	-
5		CTS	-	-	-
6		DSR	-	-	-
7		GND	GND	GND	GND
8		DCD	-	-	-
9		Power Out	Power Out	Power Out	Power Out
12		Power In	Power In	Power In	Power In
13		-	-	-	CTS-
14		-	TxD+	DATA+	TxD+
15		-	TxD-	DATA-	TxD-
18		-	-	-	RTS+
19		-	-	-	RTS-
20		DTR	-	-	-
21		-	RxD+	-	RxD+
22		-	RxD-	-	RxD-

25	—	-	-	-	CTS+
IOLAN DB25F Socket	Direction	RS232	RS485 Full Duplex	RS485 Half Duplex	RS422
1	—	Shield	Shield	Shield	Shield
2	←	RxD	-	-	-
3	→	TxD	-	-	-
4	←	CTS	-	-	-
5	→	RTS	-	-	-
6	→	DTR	-	-	-
7	—	GND	GND	GND	GND
8	←	DCD	-	-	-
9	—	Power Out	Power Out	Power Out	Power Out
12	—	Power In	Power In	Power In	Power In
13	—	-	-	-	RTS-
14	—	-	RxD+	-	RxD+
15	—	-	RxD-	-	RxD-
18	—	-	-	-	CTS+
19	—	-	-	-	CTS-
20	←	DSR	-	-	-
21	—	-	TxD+	DATA+	TxD+
22	—	-	TxD-	DATA-	TxD-
25	—	-	-	-	RTS+
<u>Optional Perle adapters for use with straight thru CAT5 cabling</u>					

TCP

Using RAW TCP Sockets

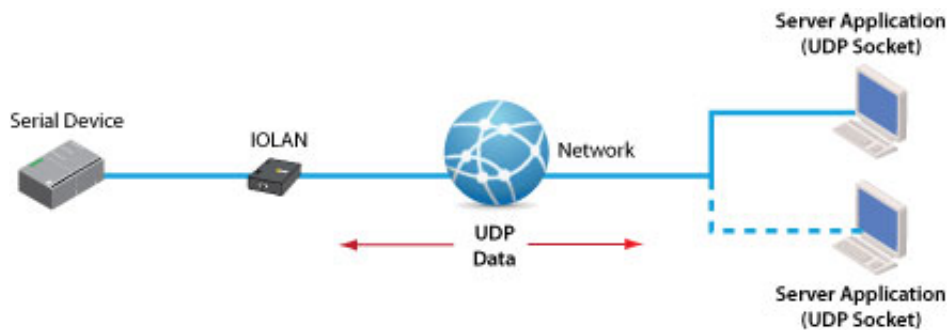
A raw TCP socket connection which can be initiated from the serial-Ethernet device or from the remote host/server. This can either be on a point to point or shared basis where a serial device can be shared amongst multiple devices. TCP sessions can be initiated either from the TCP server application or from the Perle IOLAN **serial-Ethernet** adapter.



UDP

Using Raw UDP Sockets

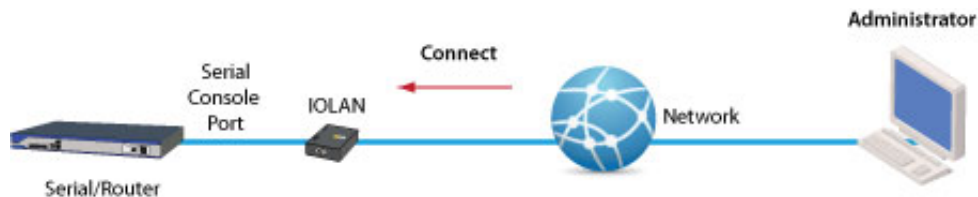
For use with UDP based applications, Perle IOLANs can convert serial equipment data for transport across UDP packets either on a point to point basis or shared across multiple devices.



Console Server

Console Management

For access to remote console ports on routers, switches, etc, Perle IOLAN's enable administrators secure access to these RS232 ports via inband Reverse Telnet / SSH or out of band with dial-up modems. Perle IOLAN models with integrated modems are available.



COM/TTY

Connect Serial-based Applications with a COM/TTY Port Driver

Serial ports can be connected to network servers or workstations running Perle's TruePort software operating as a virtual COM port. Sessions can be initiated either from the Perle IOLAN or from TruePort.



Tunneling

Serial Tunneling between two Serial Devices

Serial Tunneling enables you to establish a link across Ethernet to a serial port on another IOLAN. Both IOLAN serial ports must be configured for Serial Tunneling (typically one serial port is configured as a Tunnel Server and the other serial port as a Tunnel Client).



Virtual Modem

Virtual Modem

Enables the serial-Ethernet adapter to simulate a modem connection. When connected to the IOLAN and initiates a modem connection, the IOLAN starts up a TCP connection to another IOLAN serial-Ethernet adapter configured with a Virtual Modem serial port or to a host running a TCP application.

