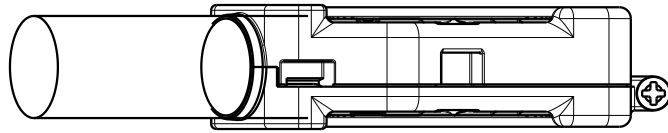


A

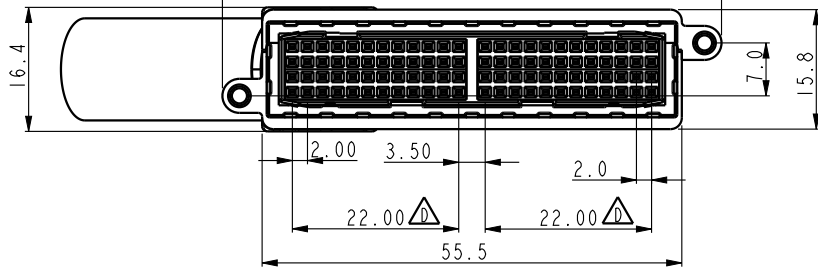
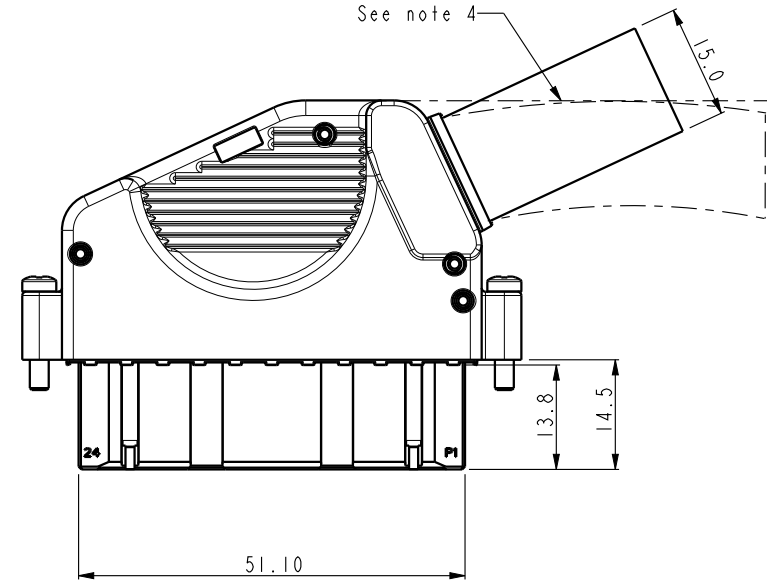
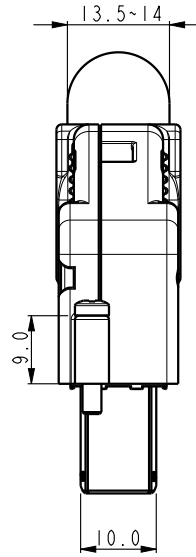
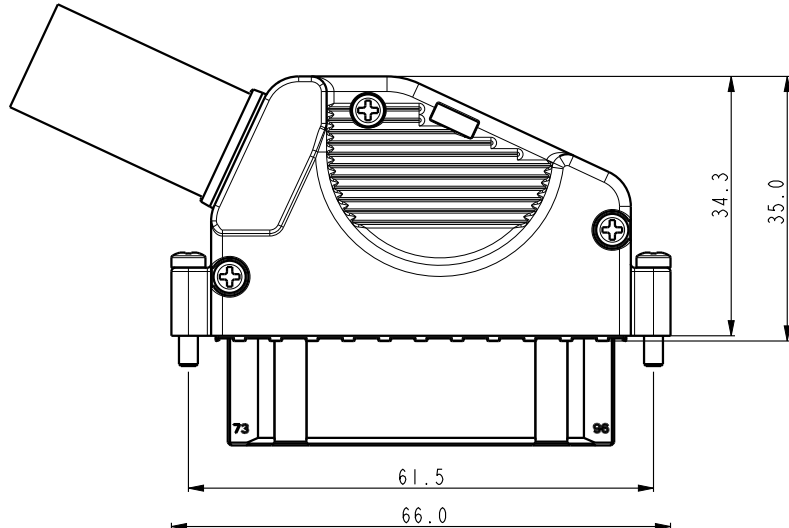
B

C

D



Cable KITS P/N	10087038-101LF	10087038-102LF	10087038-103LF	10087038-104LF
AWG Size	26	28 & 30	26	28 & 30
DIM A	2.00	2.00	0.30	0.30
DIM B	2.00	2.00	0.30	0.30



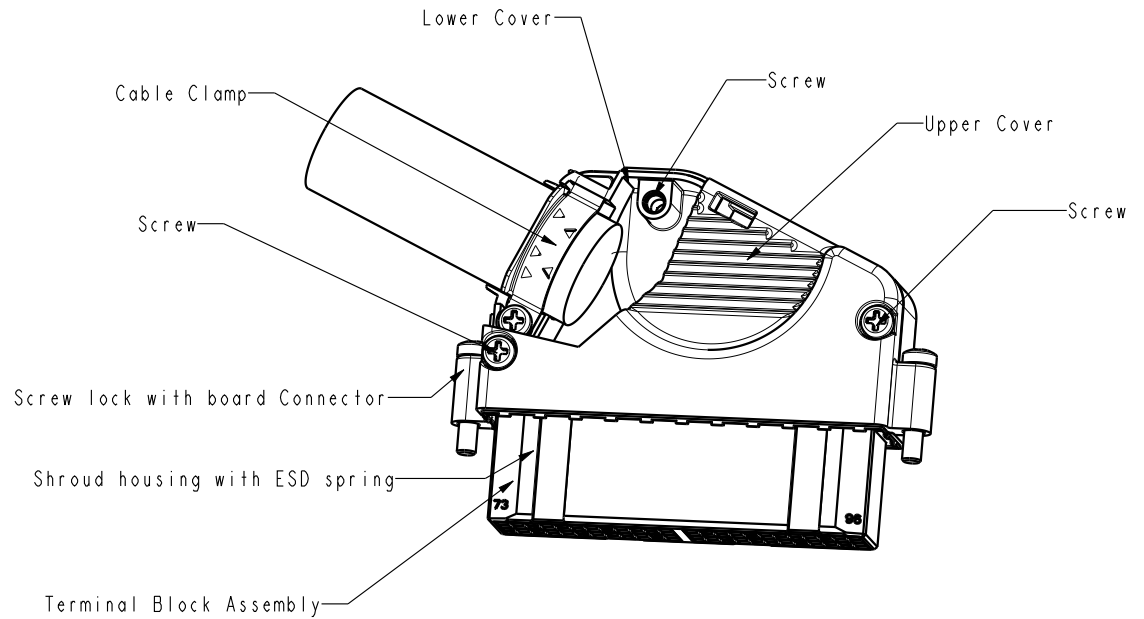
spec ref	*	dr	Junon Huang	2009/06/02	projection	MM	size	A4	scale	1.000	
tolerance std	TOLERANCES UNLESS OTHERWISE SPECIFIED	eng	Narayanan, Aru	2020/10/20			ecn no	ELX-I-38685-1			
ISO 406		chr	-	-			rel level	Released			
ISO 1101		appr	Kuriakose, San	2020/10/21	product family	-					
surface		linear	0.X	±0.3	Amphenol FCI		title	96 Pos Cable Connector Kits		rev	D
			0.XX	±0.15			EITI	dwg no	10087038		
			0.XXX	±0.05	www.fci.com		cat. no.	-	Product - Customer Drw	sheet 1 of 2	
		angular	0°	±3°							

BOM OF CABLE KIT 10087038

CONNECTOR PART NUMBER	COMPONENT PART DETAILS & (QTY)						
	UPPER COVER(1)	LOWER COVER(1)	SHROUD HOUSING WITH ESD SPRING (1)	TERMINAL BLOCK ASSEMBLY (4)	CABLE CLAMP (1)	SCREW LOCK WITH BOARD CONNECTOR (2)	SCREW TO COVER & CLAMP (4)
10087038-101LF	10087039-001LF	10087040-001LF	10087046-001LF	10087045-001LF	10087042-001LF	10087047-001LF	10089066-001LF
10087038-102LF	10087039-001LF	10087040-001LF	10087046-001LF	10087045-002LF	10087042-001LF	10087047-001LF	10089066-001LF
10087038-103LF	10087039-002LF	10087040-002LF	10087046-001LF	10087045-001LF	10087042-001LF	10087047-001LF	10089066-001LF
10087038-104LF	10087039-002LF	10087040-002LF	10087046-001LF	10087045-002LF	10087042-001LF	10087047-001LF	10089066-001LF

Notes:

- This product meets europe union directives and other country regulations as described in GS-47-0004
- The product is not intended to be exposed to a manufacturing solder process.
- Material:
Die casting cover: Zn alloy with Cu; Nickel & pure tin plating
Shroud housing: Black PBT 30% GF.
Terminal block housing: Black PBT 30% GF.
Terminal: Copper alloy and performance according to Telcordia CO.
ESD spring: Steel stainless.
Screw: Steel stainless
- For Plating performance refer drawing # 10159408
- The cable must be flexible to be bent under the line as below draft shown after cable assembled.
- Product specification GS-12-562
Application specification: GS-20-114
Packaging specification: GS-14-1292.
- Applicable wire insulation \varnothing 0.90 MM max.
- A symbol will be next to any dimension, view, or note which has been modified with the current drawing revision.



spec ref	*	dr	Junon Huang	2009/06/02	projection	MM	size	A4	scale	1.000
tolerance std	TOLERANCES UNLESS OTHERWISE SPECIFIED	eng	Narayanan, Aru	2020/10/20		\longleftrightarrow	ecn no	ELX-I-38685-1		
ISO 406		chr	-	-			rel level	Released		
ISO 1101		appr	Kuriakose, San	2020/10/21	product family	-	rev	10087038		
surface		linear	0.X	± 0.3	title	96 Pos Cable Connector Kits			dwg no	10087038
			0.XX	± 0.15		EITI				
			0.XXX	± 0.05	cat. no.	-			Product - Customer Drw	sheet 2 of 2
ISO 1302		angular	0°	$\pm 3^\circ$	www.fci.com					