

CBR1 SERIES  
CBR2 SERIES

SILICON BRIDGE RECTIFIERS

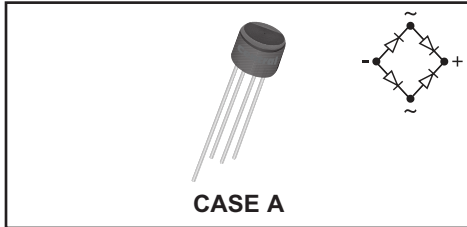


www.centrasemi.com

DESCRIPTION:

The CENTRAL SEMICONDUCTOR CBR1 and CBR2 series devices are silicon, single phase, full wave bridge rectifiers designed for general purpose applications.

MARKING: FULL PART NUMBER



MAXIMUM RATINGS: ( $T_A=50^\circ\text{C}$ )

	SYMBOL	CBR1 CBR2	CBR1 CBR2	CBR1 CBR2	CBR1 CBR2	CBR1 CBR2	CBR1 CBR2	UNITS
Peak Repetitive Reverse Voltage	$V_{RRM}$	-010	-020	-040	-060	-080	-100	V
DC Blocking Voltage	$V_R$	100	200	400	600	800	1000	V
RMS Reverse Voltage	$V_{R(RMS)}$	70	140	280	420	560	700	V
Average Forward Current (CBR1)	$I_O$				1.5			A
Average Forward Current (CBR2)	$I_O$				2.0			A
Peak Forward Surge Current (CBR1)	$I_{FSM}$				50			A
Peak Forward Surge Current (CBR2)	$I_{FSM}$				60			A
Operating and Storage Junction Temperature	$T_J, T_{stg}$				-65 to +150			$^\circ\text{C}$

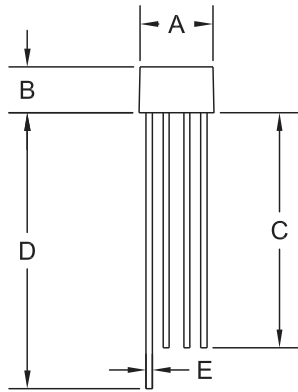
ELECTRICAL CHARACTERISTICS PER DIODE: ( $T_A=25^\circ\text{C}$  unless otherwise noted)

SYMBOL	TEST CONDITIONS	MIN	MAX	UNITS
$I_R$	$V_R=\text{Rated } V_{RRM}$		10	$\mu\text{A}$
$V_F$ (CBR1)	$I_F=1.0\text{A}$		1.0	V
$V_F$ (CBR2)	$I_F=2.0\text{A}$		1.1	V

**CBR1 SERIES**  
**CBR2 SERIES**  
**SILICON BRIDGE RECTIFIERS**



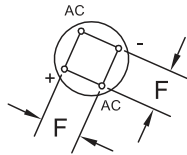
**CASE A - MECHANICAL OUTLINE**



SYMBOL	DIMENSIONS			
	INCHES		MILLIMETERS	
	MIN	MAX	MIN	MAX
A	0.299	0.370	7.6	9.4
B	0.197	0.220	5.0	5.6
C	1.00	-	25.4	-
D	1.10	-	27.9	-
E	0.028	0.032	0.70	0.81
F	0.181	0.220	4.6	5.6

CASE A (REV:R1)

**MARKING:  
FULL PART NUMBER**



R1

R1 (31-July 2013)

## OUTSTANDING SUPPORT AND SUPERIOR SERVICES



---

### PRODUCT SUPPORT

Central's operations team provides the highest level of support to insure product is delivered on-time.

- Supply management (Customer portals)
- Inventory bonding
- Consolidated shipping options
- Custom bar coding for shipments
- Custom product packing

---

### DESIGNER SUPPORT/SERVICES

Central's applications engineering team is ready to discuss your design challenges. Just ask.

- Free quick ship samples (2<sup>nd</sup> day air)
- Online technical data and parametric search
- SPICE models
- Custom electrical curves
- Environmental regulation compliance
- Customer specific screening
- Up-screening capabilities
- Special wafer diffusions
- PbSn plating options
- Package details
- Application notes
- Application and design sample kits
- Custom product and package development

---

### REQUESTING PRODUCT PLATING

1. If requesting Tin/Lead plated devices, add the suffix " TIN/LEAD" to the part number when ordering (example: 2N2222A TIN/LEAD).
2. If requesting Lead (Pb) Free plated devices, add the suffix " PBFREE" to the part number when ordering (example: 2N2222A PBFREE).

---

### CONTACT US

#### Corporate Headquarters & Customer Support Team

Central Semiconductor Corp.  
145 Adams Avenue  
Hauppauge, NY 11788 USA  
Main Tel: (631) 435-1110  
Main Fax: (631) 435-1824  
Support Team Fax: (631) 435-3388  
[www.centrasemi.com](http://www.centrasemi.com)

**Worldwide Field Representatives:**  
[www.centrasemi.com/wwreps](http://www.centrasemi.com/wwreps)

**Worldwide Distributors:**  
[www.centrasemi.com/wwdistributors](http://www.centrasemi.com/wwdistributors)

---

For the latest version of Central Semiconductor's **LIMITATIONS AND DAMAGES DISCLAIMER**, which is part of Central's Standard Terms and Conditions of sale, visit: [www.centrasemi.com/terms](http://www.centrasemi.com/terms)



http://www.centrasemi.com

# Product End of Life Notification

<b>PDN ID:</b>	PDN01082
<b>Notification Date:</b>	8/06/18
<b>Last Buy Date:</b>	2/06/19
<b>Last Shipment Date</b>	8/06/19

Summary: All bridge rectifiers manufactured in Case A are discontinued and now classified as End of Life (EOL).

Although Central Semiconductor Corp. makes every effort to continue to produce devices that have been proclaimed EOL (End of Life) by other manufacturers, it is an accepted industry practice to discontinue certain devices when customer demand falls below a minimum level of sustainability. Accordingly, the following product(s) have been transitioned to End of Life status as part of Central's ongoing Product Management Process. Any replacement products are noted below. The effective date for placing last purchase orders will be six (6) months from the date of this notice and twelve (12) months from the notice date for final shipments, and minimum order quantities may apply. The last purchase and shipment dates may be extended if inventory is available.

<u>Central Part Number</u>	<u>Replacement</u>
CBR1-010	N/A, Stock Only
CBR1-020	N/A, Stock Only
CBR1-040	N/A, Stock Only
CBR1-060	N/A, Stock Only
CBR1-080	N/A, Stock Only
CBR1-100	N/A, Stock Only
CBR1A-020	N/A, Stock Only
CBR1A-040	N/A, Stock Only
CBR1A-060	N/A, Stock Only
CBR1A-080	N/A, Stock Only
CBR1F-010	N/A, Stock Only
CBR1F-020	N/A, Stock Only
CBR1F-040	N/A, Stock Only
CBR1F-060	N/A, Stock Only
CBR2-010	N/A, Stock Only
CBR2-020	N/A, Stock Only
CBR2-040	N/A, Stock Only
CBR2-060	N/A, Stock Only
CBR2-080	N/A, Stock Only
CBR2-100	N/A, Stock Only

Central would be happy to assist you by providing additional information or technical data to help locate an alternate source if we have no replacement available. Please email your requests to [engineering@centrasemi.com](mailto:engineering@centrasemi.com).

DISCLAIMER: This End of Life (EOL) notification is in accordance with JEDEC standard JESD48 - Product Discontinuance. Central Semiconductor Corp. will make every effort to offer life-time buy (LTB) opportunities and/or offer replacement devices to existing customers for discontinued devices, however, one or both may not be possible for all devices. Please contact your local Central Semiconductor sales representative for LTB opportunities/additional information.