

PIN Power Inductor RCR-664D



Description

- Ferrite drum core construction.
- Magnetically shielded.
- L × W × H: 6.5 × 6.5 × 6.5mm Max.
- Product weight: 0.6g(Ref.)
- Moisture Sensitivity Level: 1
- RoHS compliance.

Environmental Data

- Operating temperature range: -40°C~+85°C (including coil's self temperature rise)
- Storage temperature range: -40°C~+85°C

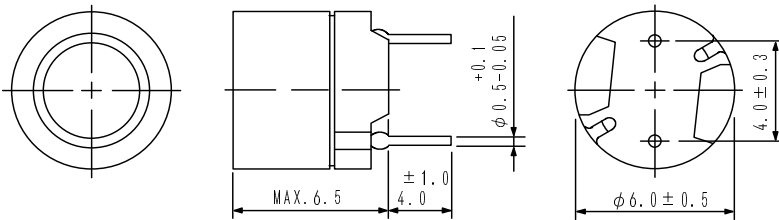
Packaging

- Box packaging.

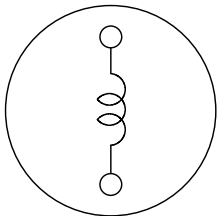
Applications

- Ideally used in Printers, LCD TV, DVD, Copy Machine, Mainboard of the compounding machines etc. as DC-DC Converter inductors.

Dimension - [mm]



Schematics - [mm]



PIN Power Inductor

RCR-664D




Electrical Characteristics

PART NO.	STAMP	INDUCTANCE [WITHIN] ※1	D.C.R. (Ω) [MAX.] (at 20°C)	RATED CURRENT (mA) ※2
RCR664DNP-2R7M	2R7	2.7 μ H \pm 20 %	42m	2420
RCR664DNP-3R3M	3R3	3.3 μ H \pm 20 %	47m	2130
RCR664DNP-3R9M	3R9	3.9 μ H \pm 20 %	50m	2000
RCR664DNP-4R7M	4R7	4.7 μ H \pm 20 %	56m	1900
RCR664DNP-5R6M	5R6	5.6 μ H \pm 20 %	62m	1810
RCR664DNP-6R8M	6R8	6.8 μ H \pm 20 %	66m	1620
RCR664DNP-8R2M	8R2	8.2 μ H \pm 20 %	71m	1470
RCR664DNP-100L	100	10 μ H \pm 15 %	81m	1330
RCR664DNP-120L	120	12 μ H \pm 15 %	91m	1180
RCR664DNP-150L	150	15 μ H \pm 15 %	104m	1120
RCR664DNP-180L	180	18 μ H \pm 15 %	116m	1000
RCR664DNP-220L	220	22 μ H \pm 15 %	0.13	960
RCR664DNP-270L	270	27 μ H \pm 15 %	0.18	870
RCR664DNP-330L	330	33 μ H \pm 15 %	0.21	780
RCR664DNP-390L	390	39 μ H \pm 15 %	0.26	720
RCR664DNP-470L	470	47 μ H \pm 15 %	0.29	660
RCR664DNP-560K	560	56 μ H \pm 10 %	0.33	600
RCR664DNP-680K	680	68 μ H \pm 10 %	0.36	550
RCR664DNP-820K	820	82 μ H \pm 10 %	0.39	500
RCR664DNP-101K	101	100 μ H \pm 10 %	0.54	450
RCR664DNP-121K	121	120 μ H \pm 10 %	0.62	410
RCR664DNP-151K	151	150 μ H \pm 10 %	0.72	370
RCR664DNP-181K	181	180 μ H \pm 10 %	0.88	340
RCR664DNP-221K	221	220 μ H \pm 10 %	0.99	300
RCR664DNP-271K	271	270 μ H \pm 10 %	1.52	270
RCR664DNP-331K	331	330 μ H \pm 10 %	1.69	250
RCR664DNP-391K	391	390 μ H \pm 10 %	1.85	230
RCR664DNP-471K	471	470 μ H \pm 10 %	2.85	210
RCR664DNP-561K	561	560 μ H \pm 10 %	3.21	190
RCR664DNP-681K	681	680 μ H \pm 10 %	3.60	170
RCR664DNP-821K	821	820 μ H \pm 10 %	4.87	160
RCR664DNP-102K	102	1.0 mH \pm 10 %	5.56	140

※1: Inductance measuring condition: 2.7 μ H \sim 8.2 μ H at 7.96 MHz
 10 μ H \sim 82 μ H at 2.52 MHz
 100 μ H \sim 1.0mH at 1 kHz

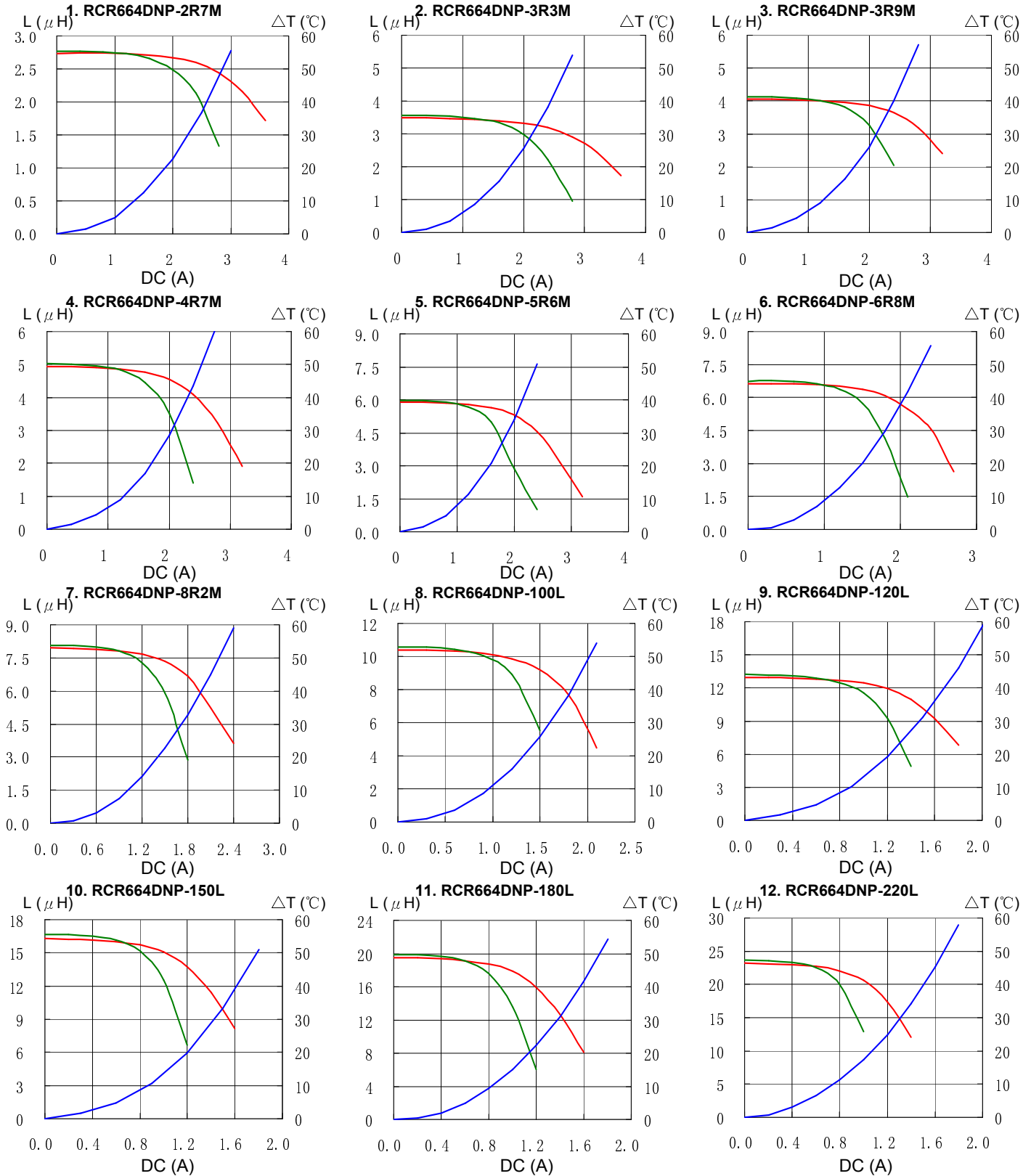
※2: The rated current indicates the lower value of current when the inductance is 10% lower than its initial value at D.C. superposition or the temperature of coil rises 40°C with D.C. current passing. (Ta=20°C)

PIN Power Inductor RCR-664D




Saturation Current & Temperature Rise Graph

— L (20°C) — L (100°C) — ΔT

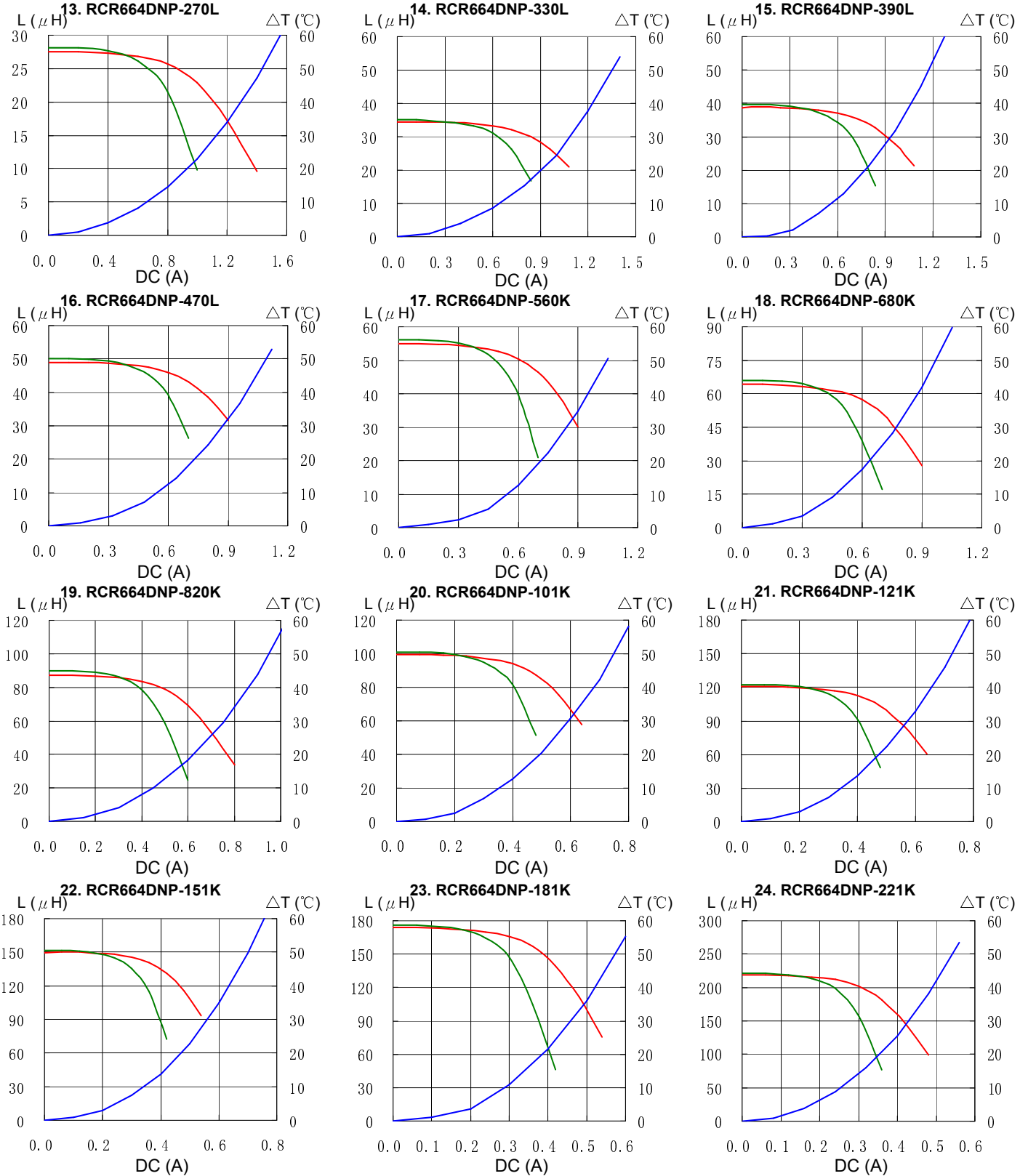


PIN Power Inductor RCR-664D



Saturation Current & Temperature Rise Graph

— L (20°C) — L (100°C) — ΔT

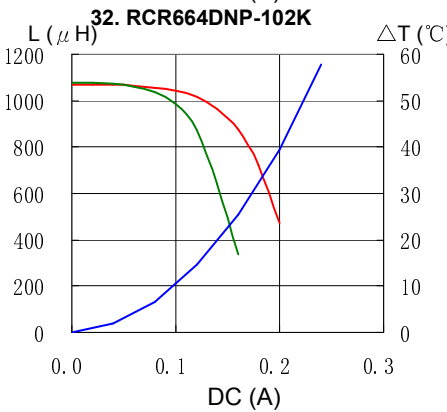
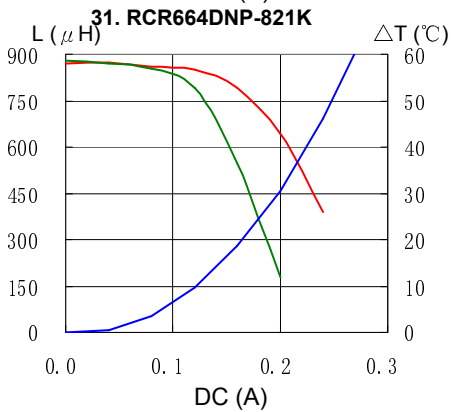
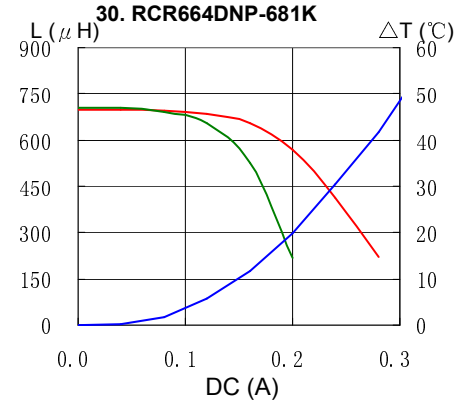
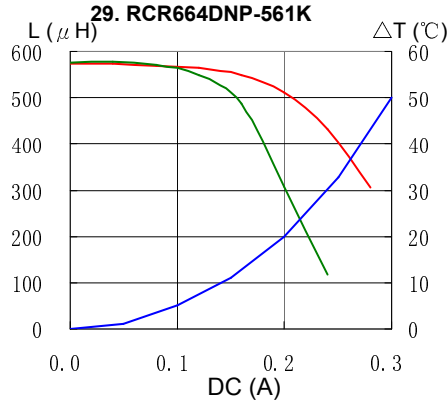
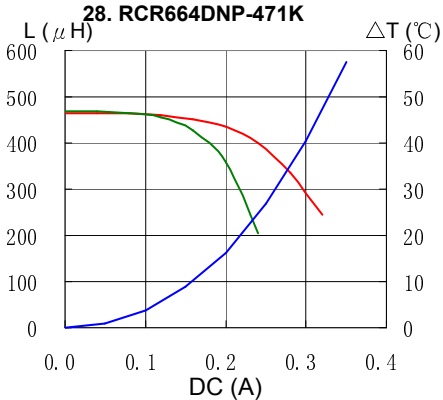
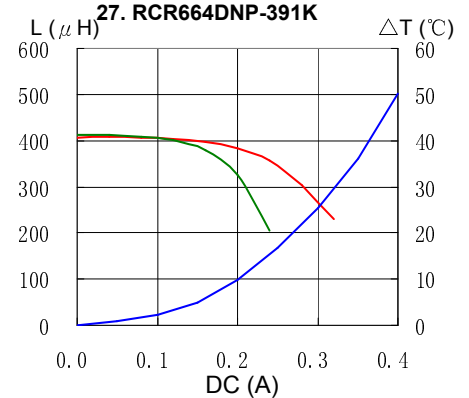
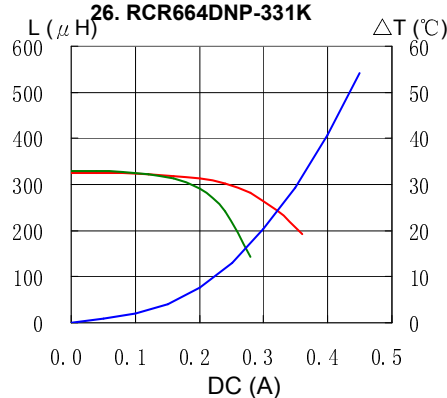
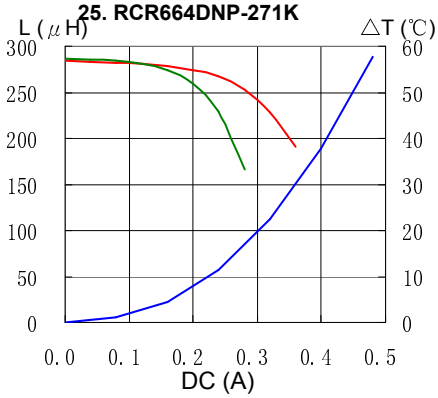


PIN Power Inductor RCR-664D



Saturation Current & Temperature Rise Graph

— L (20°C) — L (100°C) — ΔT



Please refer to the sales offices on our website - <http://www.sumida.com>

Hong Kong
Tel.+852-2880-6781
FAX.+852-2565-9600
sales@hk.sumida.com
Saitama(Japan)
Tel.+81-48-691-7300
FAX.+81-48-691-7340
sales@jp.sumida.com
Chicago
Tel.+1-847-545-6700
FAX. +1-847-545-6720
sales@us.sumida.com

Shanghai
Tel.+86-21-5836-3299
FAX.+86-21-5836-3266
shanghai.sales@cn.sumida.com
Seoul
Tel.+82-2-6237-0777
FAX.+82-2-6237-0778
sales@kr.sumida.com
Oberzell
Tel.+49-8591-937-0
FAX. +49-8591-937-103
contact@eu.sumida.com

Shenzhen
Tel.+86-755-8291-0228
FAX.+86-755-8291-0338
shenzhen.sales@cn.sumida.com
Singapore
Tel.+65-6296-3388
FAX.+65-6841-4426
sales@sg.sumida.com
Neumarkt
Tel.+49-9181-4509-110
FAX. +49-9181-4509-310
infocomp@eu.sumida.com

Taipei
Tel.+886-2-8751-2737
FAX.+886-2-8751-2738
sales@tw.sumida.com
San Jose
Tel.+1-408-321-9660
FAX.+1-408-321-9308
sales@us.sumida.com