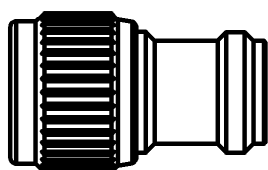
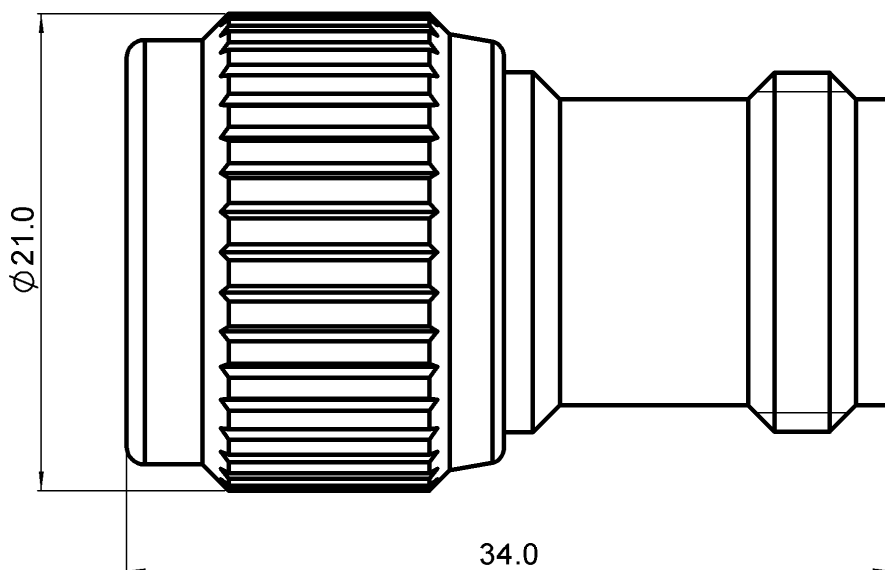



**N ATTENUATOR**  
**18 DB 6 GHZ 1W**

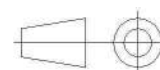
**R412.718.124**  
Series : ATTENUATOR



scale 1/1



Il dimensions are in mm.



COMPONENTS	MATERIALS	PLATING(µm)
<b>BODY</b>	<b>LAITON</b>	<b>NICKEL 2</b>
<b>MALE CENTER CONTACT</b>	<b>LAITON</b>	<b>OR 1 SUR NICKEL 2</b>
<b>FEMALE CENTER CONTACT</b>	<b>CUPRO BERYLLIUM</b>	<b>OR 1 SUR NICKEL 2</b>
<b>OUTER CONTACT</b>		
<b>INSULATOR</b>	<b>PTFE</b>	
<b>GASKET</b>	<b>ELASTOMERE SILICONE</b>	
<b>SUBSTRATE</b>	<b>ALUMINE</b>	
<b>RESISTOR</b>	<b>Couche epaisse</b>	
<b>OTHERS PARTS</b>		

Issue : 0917 B

In the effort to improve our products, we reserve the right to make changes judged to be necessary.



**N ATTENUATOR**  
**18 DB 6 GHZ 1W**

**R412.718.124**  
 Series : ATTENUATOR

**ELECTRICAL CHARACTERISTICS**

Frequency (GHz)	DC - 2	2 - 6
V.S.W.R (≤)	1.20	1.30
Deviation(±dB)	0.7	1.00

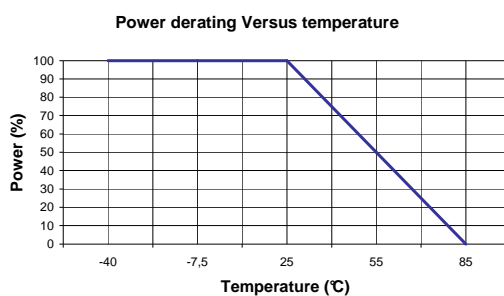
Operating Frequency Range	DC - 6	GHz
Impedance	50	Ω
Nominal Attenuation	18	dB
Peak power at 25°C (1μs, 1%)	100	W
Average power at 25°C	1	W (Free Air Cooled)
		W (Conduction Cooled)

**MECHANICAL CHARACTERISTICS**

Connectors	N	Male Female	MIL-C 39012
Weight	42,3740 g		

**ENVIRONMENTAL CHARACTERISTICS**

Operating temperature range	-40 / +85 °C
Storage temperature range	-40 / +85 °C



**SPECIFICATION**

**OTHER CHARACTERISTICS**

Issue : 0917 B

In the effort to improve our products, we reserve the right to make changes judged to be necessary.

