

PCB terminal block - FRONT 2,5-V/SA 5/ 4 - 1888250

Please be informed that the data shown in this PDF Document is generated from our Online Catalog. Please find the complete data in the user's documentation. Our General Terms of Use for Downloads are valid (<http://phoenixcontact.com/download>)



The illustration shows the 10-position version

PCB terminal block, Nominal current: 24 A, Nom. voltage: 400 V, Pitch: 5 mm, Number of positions: 4, Connection method: Screw connection, Mounting: Soldering, Conductor/PCB connection direction: 90 °, Color: green, The article can be aligned to create different nos. of positions!

Product Features

- Voltage can be increased by using pitch spacers
- Two solder pins for a high level of stability on the PCB
- Generously dimensioned connection cross section of up to 2.5 mm²
- Screw terminal blocks with front conductor connection
- For flush installation on the front of devices

Key commercial data

Packing unit	1 pc
Weight per Piece (excluding packing)	15.2 GRM
Custom tariff number	85369010
Country of origin	Germany

Technical data

Dimensions

Length	18.5 mm
Pitch	5 mm
Dimension a	15 mm
Pin dimensions	0,8 x 0,8 mm
Pin spacing	5 mm
Hole diameter	1.2 mm

General

Range of articles	FRONT 2,5-V/SA 5
Insulating material group	I
Rated surge voltage (III/3)	4 kV

PCB terminal block - FRONT 2,5-V/SA 5/ 4 - 1888250

Technical data

General

Rated surge voltage (III/2)	4 kV
Rated surge voltage (II/2)	4 kV
Rated voltage (III/3)	250 V
Rated voltage (III/2)	400 V
Rated voltage (II/2)	630 V
Connection in acc. with standard	EN-VDE
Nominal current I_N	24 A
Nominal cross section	2.5 mm ²
Maximum load current	17.5 A
Insulating material	PA
Solder pin surface	Sn
Inflammability class according to UL 94	V0
Internal cylindrical gage	A3
Stripping length	9 mm
Number of positions	4
Screw thread	M2,5
Tightening torque, min	0.4 Nm
Tightening torque max	0.5 Nm

Connection data

Conductor cross section solid min.	0.2 mm ²
Conductor cross section solid max.	2.5 mm ²
Conductor cross section stranded min.	0.2 mm ²
Conductor cross section stranded max.	2.5 mm ²
Conductor cross section stranded, with ferrule without plastic sleeve min.	0.25 mm ²
Conductor cross section stranded, with ferrule without plastic sleeve max.	1.5 mm ²
Conductor cross section stranded, with ferrule with plastic sleeve min.	0.25 mm ²
Conductor cross section stranded, with ferrule with plastic sleeve max.	1.5 mm ²
Conductor cross section AWG/kcmil min.	24
Conductor cross section AWG/kcmil max	14
2 conductors with same cross section, solid min.	0.2 mm ²
2 conductors with same cross section, solid max.	0.75 mm ²
2 conductors with same cross section, stranded min.	0.2 mm ²
2 conductors with same cross section, stranded max.	0.75 mm ²
2 conductors with same cross section, stranded, ferrules without plastic sleeve, min.	0.25 mm ²
2 conductors with same cross section, stranded, ferrules without plastic sleeve, max.	0.34 mm ²

PCB terminal block - FRONT 2,5-V/SA 5/ 4 - 1888250

Technical data

Connection data

Minimum AWG according to UL/CUL	30
Maximum AWG according to UL/CUL	12

Classifications

eCl@ss

eCl@ss 4.0	27141109
eCl@ss 4.1	27141109
eCl@ss 5.0	27141190
eCl@ss 5.1	27141190
eCl@ss 6.0	27261101
eCl@ss 7.0	27440401
eCl@ss 8.0	27440401

ETIM

ETIM 3.0	EC001121
ETIM 4.0	EC002643
ETIM 5.0	EC002643

UNSPSC

UNSPSC 6.01	30211801
UNSPSC 7.0901	39121432
UNSPSC 11	39121432
UNSPSC 12.01	39121432
UNSPSC 13.2	39121432

Approvals

Approvals

Approvals

CSA / UL Recognized / cUL Recognized / GOST / GOST / cULus Recognized


Ex Approvals

Approvals submitted


PCB terminal block - FRONT 2,5-V/SA 5/ 4 - 1888250

Approvals


Approval details

CSA 


	B	D
mm ² /AWG/kcmil	24-12	24-12
Nominal current I _N	10 A	10 A
Nominal voltage U _N	300 V	300 V


UL Recognized 

		B	C	D
mm ² /AWG/kcmil	30-12	30-12	30-12	
Nominal current I _N	10 A	17 A	10 A	
Nominal voltage U _N	250 V	300 V	300 V	

cUL Recognized 

		B	C	D
mm ² /AWG/kcmil	30-12	30-12	30-12	
Nominal current I _N	10 A	17 A	10 A	
Nominal voltage U _N	250 V	300 V	300 V	

GOST 

GOST 

cULus Recognized 