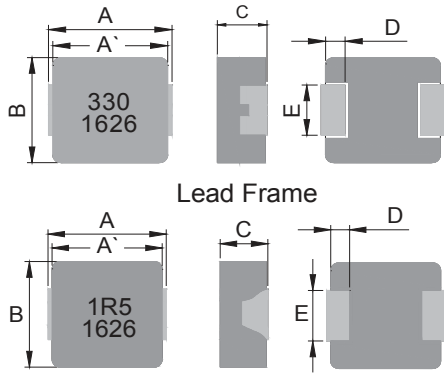
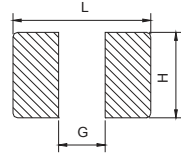




# Power Choke High Current PCHC1265HP




Dimensions:  $\frac{\text{Inches}}{\text{(mm)}}$



Note: 1. The above PCB layout is reference only.  
2. Recommend solder paste thickness at 0.15mm and above.

L	G	H
0.559 14.2	0.315 8.0	0.167 5.0



### Features

- Magnetically shielded construction
- High saturation current up to 118A
- Expanded operating temp range
- Low DCR
- Suitable for pick and place
- Series is RoHS Compliant

Type	A	A'	B	C	D	E
Lead Frame	0.514±0.02	0.492±0.01	0.492±0.01	0.244±0.01	0.091±0.01	0.185±0.01
Non-Lead Frame	13.5±0.5	12.5±0.3	12.5±0.3	6.2±0.3	2.3±0.3	4.7±0.3

### Electrical

**Inductance Range:** 0.15µH to 100µH

**Tolerance:** ±20% Across entire series

**Test Frequency:** 100KHz, 1V

**Operating Temp:** -40°C to +125°C

**Irms:** Current at which ΔT=40°C temp rise with out core loss.

**Isat:** Current at which Inductance drop is approximately 20%. The part temperature (ambient + temp rise) should not exceed 125°C under worst case operating conditions.

### Resistance to Soldering Heat

**Pre-Heat:** 150°C, 1 minute.

**Solder Composition:** Sn96.5% Ag3% Cu0.5%

**Solder Temp:** 245°C ± 5°C

**Immersion Time:** 4 sec. ± 1 sec.

### Test Equipment

(L): HP4284A LCR meter or equivalent

**DCR:** CH16502, Agilent 33420A Mirco-Ohmmeter

**IDC:** 3260B WK & DC Bias 3265B WK

### Physical

**Packaging:** 500 pieces per 13 inch reel.

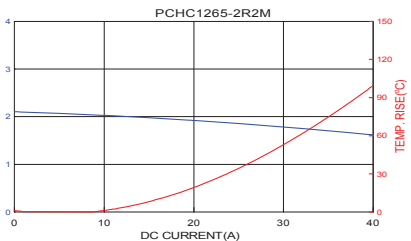
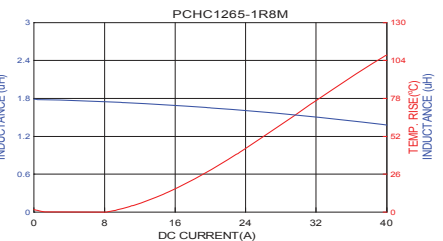
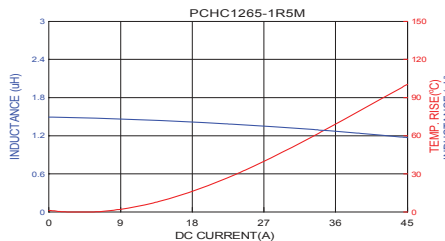
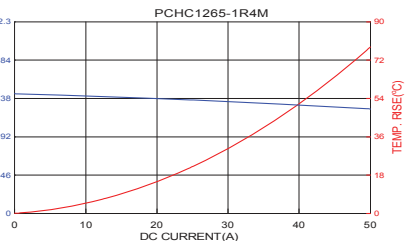
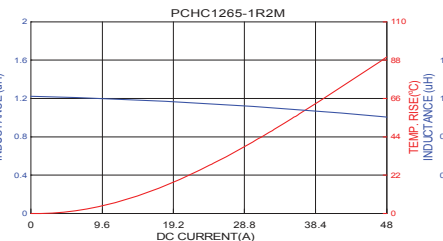
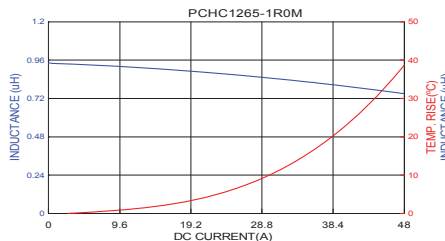
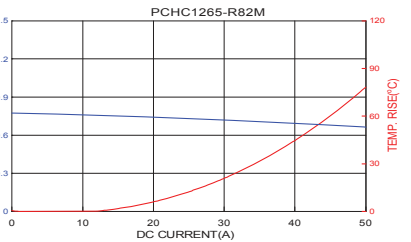
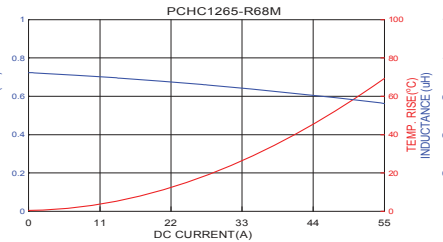
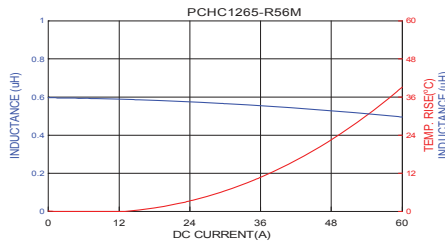
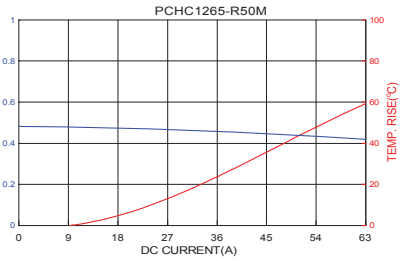
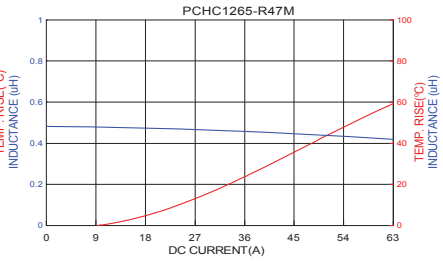
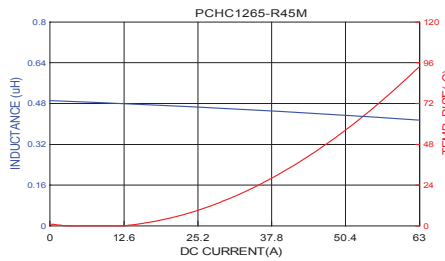
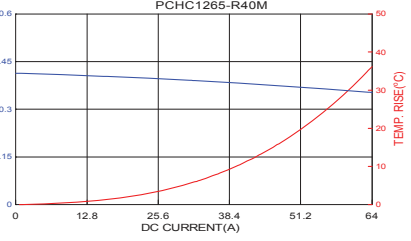
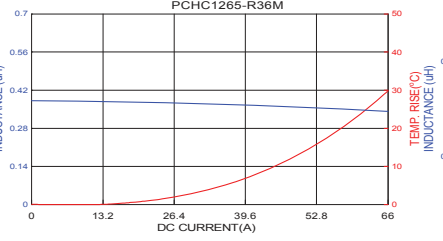
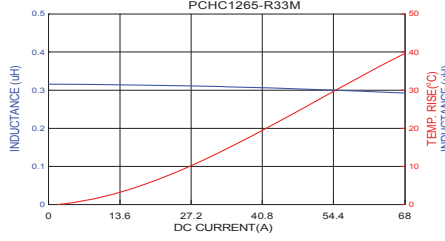
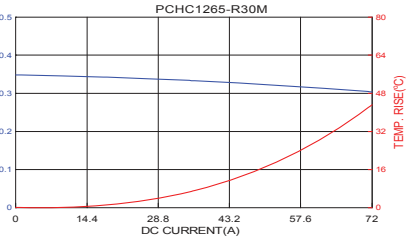
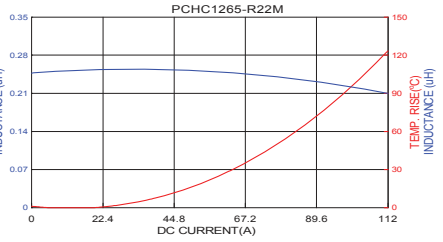
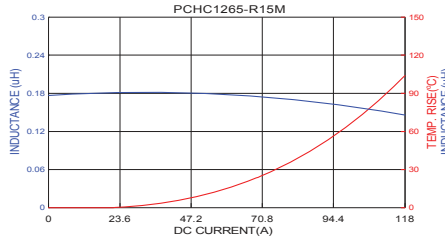
**Marking:** EIA Inductance Code/ Date Code

Allied Part Number	Inductance (µH) ±20% @ 0A	DCR (mΩ) Typ. (Max)	Irms (A) Typ.	Isat (A) Typ.	Frame Type
PCHC1265HP-R15M	0.15	0.49 (0.60)	55.0	118	Non-Lead
PCHC1265HP-R22M	0.22	0.47 (0.60)	53.0	112	Non-Lead
PCHC1265HP-R30M	0.30	0.60 (0.72)	57.0	72.0	Non-Lead
PCHC1265HP-R33M	0.33	0.65 (0.80)	46.0	68.0	Non-Lead
PCHC1265HP-R36M	0.36	0.70 (0.90)	45.0	66.0	Non-Lead
PCHC1265HP-R40M	0.40	0.70 (1.00)	44.0	64.0	Non-Lead
PCHC1265HP-R45M	0.45	0.90 (1.20)	42.0	63.0	Non-Lead
PCHC1265HP-R47M	0.47	0.90 (1.20)	41.0	63.0	Non-Lead
PCHC1265HP-R50M	0.50	0.92 (1.25)	40.0	60.0	Non-Lead
PCHC1265HP-R56M	0.56	1.05 (1.20)	37.0	58.0	Non-Lead
PCHC1265HP-R68M	0.68	1.25 (1.50)	35.0	55.0	Non-Lead
PCHC1265HP-R82M	0.82	1.50 (1.90)	33.0	50.0	Non-Lead
PCHC1265HP-1R0M	1.00	1.70 (2.30)	30.0	48.0	Non-Lead
PCHC1265HP-1R2M	1.20	1.90 (2.40)	28.0	47.0	Non-Lead
PCHC1265HP-1R4M	1.40	2.10 (2.60)	27.0	46.0	Non-Lead
PCHC1265HP-1R5M	1.50	2.50 (3.00)	27.0	45.0	Non-Lead
PCHC1265HP-1R8M	1.80	3.60 (4.00)	24.0	40.0	Lead
PCHC1265HP-2R2M	2.20	3.80 (4.20)	22.0	37.0	Lead
PCHC1265HP-2R7M	2.70	4.30 (5.50)	20.0	32.0	Lead
PCHC1265HP-3R3M	3.30	5.70 (6.80)	18.0	30.0	Lead
PCHC1265HP-4R7M	4.70	7.00 (8.40)	13.5	28.0	Lead
PCHC1265HP-5R6M	5.60	8.50 (10.0)	12.5	23.0	Lead
PCHC1265HP-6R8M	6.80	9.50 (11.5)	11.5	18.0	Lead
PCHC1265HP-7R0M	7.00	10.0 (12.3)	11.2	17.7	Lead
PCHC1265HP-8R2M	8.20	12.0 (15.5)	10.5	16.0	Lead
PCHC1265HP-100M	10.0	13.2 (16.5)	10.0	15.5	Lead
PCHC1265HP-120M	12.0	16.0 (20.0)	9.50	14.0	Lead
PCHC1265HP-130M	13.0	21.0 (24.0)	9.00	13.0	Lead
PCHC1265HP-150M	15.0	23.2 (28.0)	9.00	12.5	Lead
PCHC1265HP-220M	22.0	32.5 (37.0)	9.00	12.0	Lead
PCHC1265HP-250M	25.0	40.0 (47.0)	8.50	11.5	Lead
PCHC1265HP-330M	33.0	48.0 (58.0)	8.00	11.0	Lead
PCHC1265HP-470M	47.0	76.0 (90.0)	6.50	9.50	Lead
PCHC1265HP-101M	100	145 (165)	4.20	5.50	Lead

All specifications subject to change without notice.



TYPICAL PERFORMANCE CURVES





# Power Choke High Current PCHC1265HP

## TYPICAL PERFORMANCE CURVES

