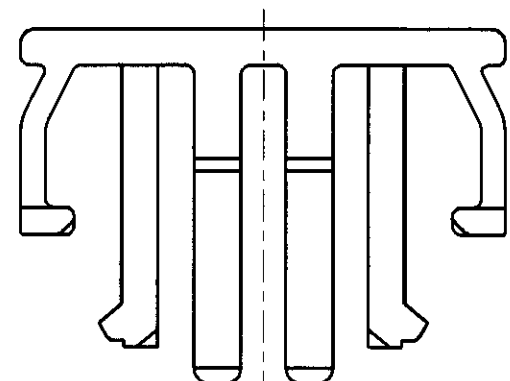
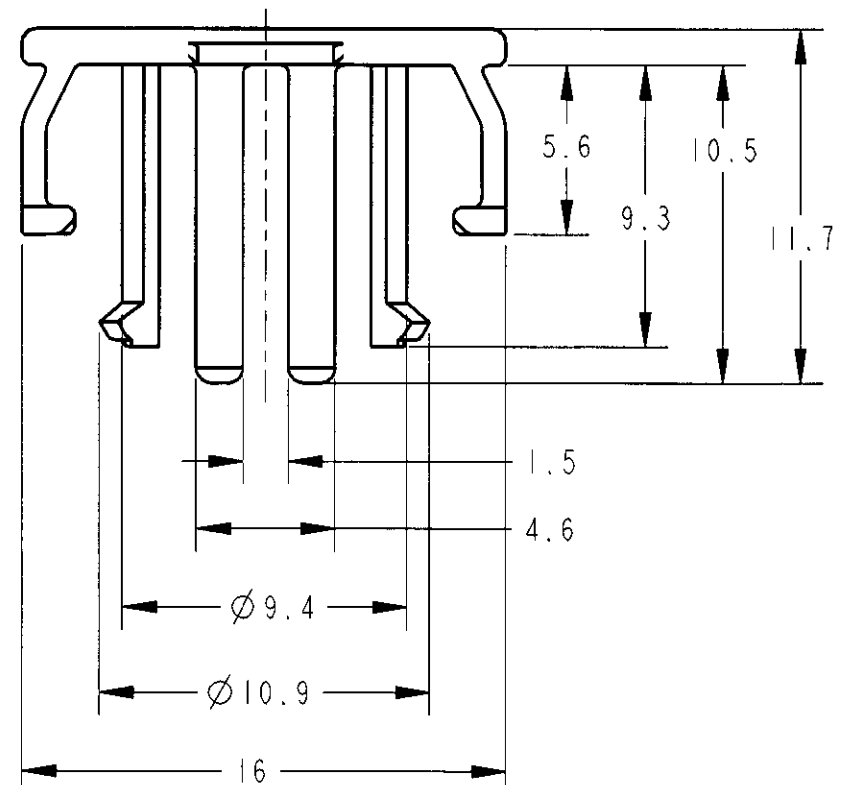


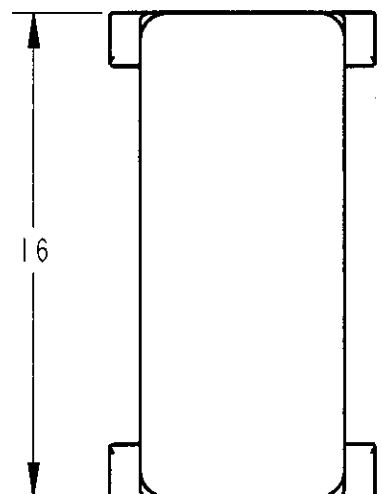



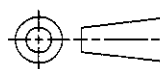
LOC	DIST	REVISIONS					
		P	LTR	DESCRIPTION	DATE	DWN	APVD
J	-		O	作成	FJ00-2029-99	30-Nov-99	T.K K.S
			A	変更	FJ00-2152-99	14-Dec-99	T.K K.S
			B	変更	FJ00-0019-00	31-Jan-00	T.K N.S



- 1. 装着相手型番;
SQUIB CONN. IIDIA PLUG HSG
P/N 1376030
- 2. 取扱説明書; 411-5945

- 1. MATING HOUSING PART NUMBER
IS 1376030
- 2. INSPECTION SHEET; 411-5945

BLACK	1376031-1
COLOR	AMP PART NUMBER

<small>THIS DRAWING IS A CONTROLLED DOCUMENT FOR AMP INCORPORATED. IT IS SUBJECT TO CHANGE AND THE CONTROLLING ENGINEERING ORGANIZATION SHOULD BE CONTACTED FOR THE LATEST REVISION.</small>		DWN T. KOHNO 30-Nov-99	 AMP (JAPAN), LTD. Kawasaki, Japan
DIMENSIONS: mm		CHK N. SAI 30-Nov-99	
 TOLERANCES UNLESS OTHERWISE SPECIFIED: 0 PLC ±0.2 1 PLC ±0.2 2 PLC ±0.2 3 PLC ±0.2 4 PLC ±0.2 ANGLES ±3		APVD K. SHIMIZU 30-Nov-99	
MATERIAL PBT ガラス入り		FINISH BLACK	
PRODUCT SPEC 108-5679 APPLICATION SPEC 114-5234		NAME SQUIB CONN. IIDIA LOCKING BUTTON	SIZE A3
WEIGHT 0.4g		CAGE CODE 00779	DRAWING NO ①-1376031
CUSTOMER DRAWING		SCALE 4:1	SHEET OF REV 1 1 B