

# PTV 4-TWIN OG - Feed-through terminal block



1291854

<https://www.phoenixcontact.com/us/products/1291854>

Please be informed that the data shown in this PDF document is generated from our online catalog. Please find the complete data in the user documentation. Our general terms of use for downloads are valid.



Feed-through terminal block, nom. voltage: 1000 V, nominal current: 32 A, number of connections: 3, connection method: Push-in connection, Rated cross section: 4 mm<sup>2</sup>, cross section: 0.2 mm<sup>2</sup> - 6 mm<sup>2</sup>, mounting type: NS 35/7,5, NS 35/15, color: orange

## Your advantages

- Clear wiring, thanks to lateral conductor entry
- The compact design enables wiring in a confined space
- The Push-in connection terminal blocks are characterized by the system features of the CLIPLINE complete system
- In addition to the testing facility in the double function shaft, all terminal blocks provide an additional test connection

## Commercial data

Item number	1291854
Packing unit	1 pc
Minimum order quantity	100 pc
Sales key	BE23
Product key	BE2312
GTIN	4063151524845
Weight per piece (including packing)	9.893 g
Weight per piece (excluding packing)	22.22 g
Customs tariff number	85369010
Country of origin	CN

# PTV 4-TWIN OG - Feed-through terminal block



1291854

<https://www.phoenixcontact.com/us/products/1291854>

## Technical data

### Notes

#### General

Note	The maximum load current of a single clamping unit must not be exceeded.
------	--

### Product properties

Product type	Multi-conductor terminal block
Product family	PTV
Area of application	Railway industry
	Machine building
	Plant engineering
	Process industry
Number of connections	3
Number of rows	1

#### Insulation characteristics

Overvoltage category	III
Degree of pollution	3

### Electrical properties

Rated surge voltage	8 kV
Maximum power dissipation for nominal condition	1.02 W

### Connection data

Number of connections per level	3
Nominal cross section	4 mm <sup>2</sup>
Stripping length	9 mm ... 11 mm
Internal cylindrical gage	A4
Connection in acc. with standard	IEC 60947-7-1
Conductor cross section rigid	0.2 mm <sup>2</sup> ... 6 mm <sup>2</sup>
Cross section AWG	24 ... 10 (converted acc. to IEC)
Conductor cross section flexible	0.2 mm <sup>2</sup> ... 6 mm <sup>2</sup>
Conductor cross section, flexible [AWG]	24 ... 10 (converted acc. to IEC)
Conductor cross-section flexible (ferrule without plastic sleeve)	0.2 mm <sup>2</sup> ... 4 mm <sup>2</sup>
Flexible conductor cross section (ferrule with plastic sleeve)	0.2 mm <sup>2</sup> ... 4 mm <sup>2</sup>
Conductor cross-section flexible (2 conductors with the same cross-section, with TWIN ferrule and plastic sleeve)	0.5 mm <sup>2</sup> ... 2.5 mm <sup>2</sup>
Nominal current	32 A
Maximum load current	36 A (with 6 mm <sup>2</sup> conductor cross section, rigid)
Nominal voltage	1000 V
Nominal cross section	4 mm <sup>2</sup>

# PTV 4-TWIN OG - Feed-through terminal block



1291854

<https://www.phoenixcontact.com/us/products/1291854>

## Connection cross sections directly pluggable

Conductor cross section rigid	0.75 mm <sup>2</sup> ... 6 mm <sup>2</sup>
Conductor cross-section flexible (ferrule without plastic sleeve)	1.5 mm <sup>2</sup> ... 4 mm <sup>2</sup>
Flexible conductor cross section (ferrule with plastic sleeve)	1.5 mm <sup>2</sup> ... 4 mm <sup>2</sup>

## Ex data

### Rated data (ATEX/IECEX)

Identification	⊕ II 2 G Ex eb IIC Gb
Operating temperature range	-60 °C ... 110 °C
Ex-certified accessories	1088747 D-PTV 2,5/4-TWIN
	1083618 DS-PTV 2,5/4
	3024481 ATP-ST 6
	1212587 SF-SL 0,6X3,5-100 S-VDE
	3022276 CLIPFIX 35-5
List of bridges	Plug-in bridge / FBS 2-6 / 3030336
	Plug-in bridge / FBS 3-6 / 3030242
	Plug-in bridge / FBS 4-6 / 3030255
	Plug-in bridge / FBS 5-6 / 3030349
	Plug-in bridge / FBS 10-6 / 3030271
	Plug-in bridge / FBS 20-6 / 3030365
	Plug-in bridge / FBS 50-6 / 3032224
Bridge data	27 A / 4 mm <sup>2</sup>
Ex temperature increase	40 K (27,7 A / 4 mm <sup>2</sup> )
Rated voltage	550 V
for bridging with bridge	550 V
- At bridging between non-adjacent terminal blocks	352 V
- At cut-to-length bridging	275 V
- At cut-to-length bridging with cover	275 V
- At cut-to-length bridging with partition plate	550 V
Rated insulation voltage	500 V
output	(Permanent)

### Ex level General

Rated current	27 A (4 mm <sup>2</sup> )
Maximum load current	31 A (6 mm <sup>2</sup> )
Contact resistance	0.6 mΩ

### Ex connection data General

Nominal cross section	4 mm <sup>2</sup>
Rated cross section AWG	12
Connection capacity rigid	0.2 mm <sup>2</sup> ... 6 mm <sup>2</sup>
Connection capacity AWG	24 ... 10
Connection capacity flexible	0.2 mm <sup>2</sup> ... 6 mm <sup>2</sup>
Connection capacity AWG	24 ... 10

# PTV 4-TWIN OG - Feed-through terminal block



1291854

<https://www.phoenixcontact.com/us/products/1291854>

## Dimensions

Width	6.2 mm
End cover width	2.2 mm
Height	60 mm
Depth	45.7 mm
Depth on NS 35/7,5	47.2 mm
Depth on NS 35/15	54.7 mm

## Material specifications

Color	orange
Flammability rating according to UL 94	V0
Insulating material group	I
Insulating material	PA
Static insulating material application in cold	-60 °C
Temperature index of insulation material (DIN EN 60216-1 (VDE 0304-21))	125 °C
Relative insulation material temperature index (Elec., UL 746 B)	130 °C
Fire protection for rail vehicles (DIN EN 45545-2) R22	HL 1 - HL 3
Fire protection for rail vehicles (DIN EN 45545-2) R23	HL 1 - HL 3
Fire protection for rail vehicles (DIN EN 45545-2) R24	HL 1 - HL 3
Fire protection for rail vehicles (DIN EN 45545-2) R26	HL 1 - HL 3
Calorimetric heat release NFPA 130 (ASTM E 1354)	27,5 MJ/kg
Surface flammability NFPA 130 (ASTM E 162)	passed
Specific optical density of smoke NFPA 130 (ASTM E 662)	passed
Smoke gas toxicity NFPA 130 (SMP 800C)	passed

## Electrical tests

### Surge voltage test

Result	Test passed
Short-time withstand current 4 mm <sup>2</sup>	0.48 kA
Result	Test passed

### Power-frequency withstand voltage

Test voltage setpoint	2.2 kV
Result	Test passed

## Mechanical properties

### Mechanical data

Open side panel	Yes
-----------------	-----

## Mechanical tests

### Mechanical strength

Result	Test passed
--------	-------------

# PTV 4-TWIN OG - Feed-through terminal block



1291854

<https://www.phoenixcontact.com/us/products/1291854>

## Attachment on the carrier

DIN rail/fixing support	NS 35
Result	Test passed

## Test for conductor damage and slackening

Rotation speed	10 rpm
Revolutions	135
Conductor cross section/weight	0.2 mm <sup>2</sup> / 0.2 kg
	4 mm <sup>2</sup> / 0.9 kg
	6 mm <sup>2</sup> / 1.4 kg
Result	Test passed

## Environmental and real-life conditions

### Aging

Temperature cycles	192
Result	Test passed

### Needle-flame test

Time of exposure	30 s
Result	Test passed

### Oscillation/broadband noise

Specification	DIN EN 50155 (VDE 0115-200):2018-05
Spectrum	Service life test category 2, bogie-mounted
Frequency	$f_1 = 5 \text{ Hz}$ to $f_2 = 250 \text{ Hz}$
ASD level	6.12 (m/s <sup>2</sup> ) <sup>2</sup> /Hz
Acceleration	3.12g
Test duration per axis	5 h
Test directions	X-, Y- and Z-axis
Result	Test passed

### Shocks

Pulse shape	Half-sine
Acceleration	30g
Shock duration	18 ms
Number of shocks per direction	3
Test directions	X-, Y- and Z-axis (pos. and neg.)
Result	Test passed

### Ambient conditions

Ambient temperature (operation)	-60 °C ... 105 °C (max. short-term operating temperature RTI Elec.)
Ambient temperature (storage/transport)	-25 °C ... 60 °C (for a short time, not exceeding 24 h, -60 °C to +70 °C)
Ambient temperature (assembly)	-5 °C ... 70 °C
Ambient temperature (actuation)	-5 °C ... 70 °C

# PTV 4-TWIN OG - Feed-through terminal block



1291854

<https://www.phoenixcontact.com/us/products/1291854>

Permissible humidity (storage/transport)	30 % ... 70 %
--	---------------

## Standards and regulations

Connection in acc. with standard	IEC 60947-7-1
----------------------------------	---------------

## Mounting

Mounting type	NS 35/7,5
	NS 35/15

# PTV 4-TWIN OG - Feed-through terminal block



1291854

<https://www.phoenixcontact.com/us/products/1291854>

## Drawings

Circuit diagram



# PTV 4-TWIN OG - Feed-through terminal block





1291854


<https://www.phoenixcontact.com/us/products/1291854>


## Approvals


To download certificates, visit the product detail page: <https://www.phoenixcontact.com/us/products/1291854>

 <b>CSA</b> Approval ID: 158887				
	Nominal voltage $U_N$	Nominal current $I_N$	Cross section AWG	Cross section $\text{mm}^2$
Use group B	600 V	30 A	26 - 10	-
Use group C	600 V	30 A	26 - 10	-
Use group D	600 V	5 A	26 - 10	-

 <b>IECEE CB Scheme</b> Approval ID: DE1-67139				
	Nominal voltage $U_N$	Nominal current $I_N$	Cross section AWG	Cross section $\text{mm}^2$
	1000 V	32 A	-	0.2 - 6

 <b>EAC</b> Approval ID: RU C-DE.BL08.B.00644				
---	--	--	--	--

 <b>cULus Recognized</b> Approval ID: E60425				
--	--	--	--	--

 <b>cULus Recognized</b> Approval ID: E60425				
--	--	--	--	--

 <b>VDE Zeichengenehmigung</b> Approval ID: 40056318				
	Nominal voltage $U_N$	Nominal current $I_N$	Cross section AWG	Cross section $\text{mm}^2$
	1000 V	32 A	-	0.2 - 6

 <b>IECEX</b> Approval ID: IECEXPTB20.0037U				
---	--	--	--	--

 <b>IECEX</b> Approval ID: IECEXPTB20.0037U				
---	--	--	--	--



# PTV 4-TWIN OG - Feed-through terminal block



1291854

<https://www.phoenixcontact.com/us/products/1291854>



**ATEX**

Approval ID: PTB20ATEX1016U



**CCC**

Approval ID: 2021122313114374



**UKCA-EX**

Approval ID: CSAE 22UKEX1099U

# PTV 4-TWIN OG - Feed-through terminal block



1291854

<https://www.phoenixcontact.com/us/products/1291854>

## Classifications

### ECLASS

ECLASS-11.0	27141120
ECLASS-13.0	27250101

### ETIM

ETIM 8.0	EC000897
----------	----------

### UNSPSC

UNSPSC 21.0	39121400
-------------	----------

# PTV 4-TWIN OG - Feed-through terminal block



1291854

<https://www.phoenixcontact.com/us/products/1291854>

## Environmental product compliance

China RoHS	Environmentally friendly use period: unlimited = EFUP-e No hazardous substances above threshold values
------------	---

# PTV 4-TWIN OG - Feed-through terminal block



1291854

<https://www.phoenixcontact.com/us/products/1291854>

## Accessories

### ST-BW - Actuation tool

1207608

<https://www.phoenixcontact.com/us/products/1207608>



Actuation tool, for all 2.5 mm<sup>2</sup> - 4.0 mm<sup>2</sup> spring-cages

---

### NS 35/ 7,5 WH PERF 2000MM - DIN rail perforated

1204119

<https://www.phoenixcontact.com/us/products/1204119>



DIN rail perforated, acc. to EN 60715, material: Steel, Galvanized, white passivated, Standard profile, color: silver, Pack of 25 (50 m)

# PTV 4-TWIN OG - Feed-through terminal block

1291854

<https://www.phoenixcontact.com/us/products/1291854>



## NS 35/ 7,5 ZN PERF 2000MM - DIN rail perforated

1206421

<https://www.phoenixcontact.com/us/products/1206421>



DIN rail perforated, acc. to EN 60715, material: Steel, galvanized, Standard profile, color: silver, Pack of 25 (50 m)

---

## NS 35/ 7,5 ZN UNPERF 2000MM - DIN rail, unperforated

1206434

<https://www.phoenixcontact.com/us/products/1206434>



DIN rail, unperforated, acc. to EN 60715, material: Steel, galvanized, Standard profile, color: silver, Pack of 25 (50 m)

# PTV 4-TWIN OG - Feed-through terminal block

1291854

<https://www.phoenixcontact.com/us/products/1291854>



## NS 35/ 7,5 CAP - End cap

1206560

<https://www.phoenixcontact.com/us/products/1206560>

DIN rail end piece, for DIN rail NS 35/7.5



---

## NS 35/15 WH UNPERF 2000MM-VPE 10 - DIN rail, unperforated

1204135

<https://www.phoenixcontact.com/us/products/1204135>



DIN rail, unperforated, similar to EN 60715, material: Steel, Galvanized, white passivated, Standard profile, color: silver, Pack of 10 (20 m)

# PTV 4-TWIN OG - Feed-through terminal block



1291854

<https://www.phoenixcontact.com/us/products/1291854>

## NS 35/15 AL UNPERF 2000MM - DIN rail, unperforated

1201756

<https://www.phoenixcontact.com/us/products/1201756>



DIN rail, unperforated, similar to EN 60715, material: Aluminum, uncoated, Standard profile, color: silver

---

## CRIMPFOX CENTRUS 6S - Crimping pliers

1213144

<https://www.phoenixcontact.com/us/products/1213144>



Crimping pliers, for uninsulated and insulated ferrules, DIN 46228 Part 1 and 4, from 0.14 mm<sup>2</sup> ... 6 mm<sup>2</sup>, also for TWIN ferrules up to 2 x 4 mm<sup>2</sup>, automatic cross section adjustment, lateral insertion, equipped with fall protection

# PTV 4-TWIN OG - Feed-through terminal block



1291854

<https://www.phoenixcontact.com/us/products/1291854>

## CRIMPFOX 2,5-M - Crimping pliers

1212719

<https://www.phoenixcontact.com/us/products/1212719>



Crimping pliers, for ferrules without insulating collar according to DIN 46228 Part 1 and ferrules with insulating collar according to DIN 46228 Part 4, 0.25 mm<sup>2</sup> ... 2.5 mm<sup>2</sup>, lateral entry, trapezoidal crimp

---

## CRIMPFOX 6-M - Crimping pliers

1212720

<https://www.phoenixcontact.com/us/products/1212720>



Crimping pliers, for ferrules without insulating collar according to DIN 46228 Part 1 and ferrules with insulating collar according to DIN 46228 Part 4, 0.25 mm<sup>2</sup> ... 6.0 mm<sup>2</sup>, lateral entry, trapezoidal crimp



# PTV 4-TWIN OG - Feed-through terminal block



1291854

<https://www.phoenixcontact.com/us/products/1291854>

## CRIMPFOX-M - Crimping pliers

1212072

<https://www.phoenixcontact.com/us/products/1212072>



Basic pliers, for accommodating dies for a wide range of type of contacts

---

Phoenix Contact 2023 © - all rights reserved

<https://www.phoenixcontact.com>

Phoenix Contact USA  
586 Fulling Mill Road  
Middletown, PA 17057, United States  
(+717) 944-1300  
[info@phoenixcon.com](mailto:info@phoenixcon.com)