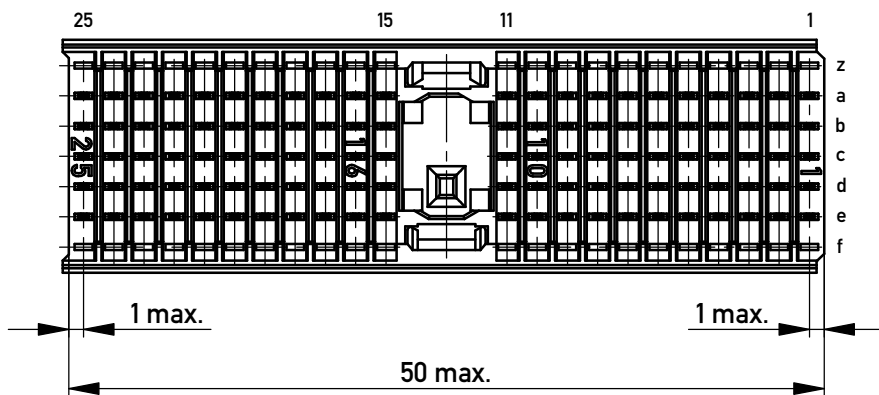
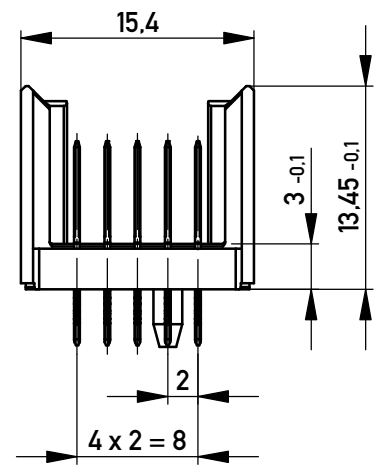
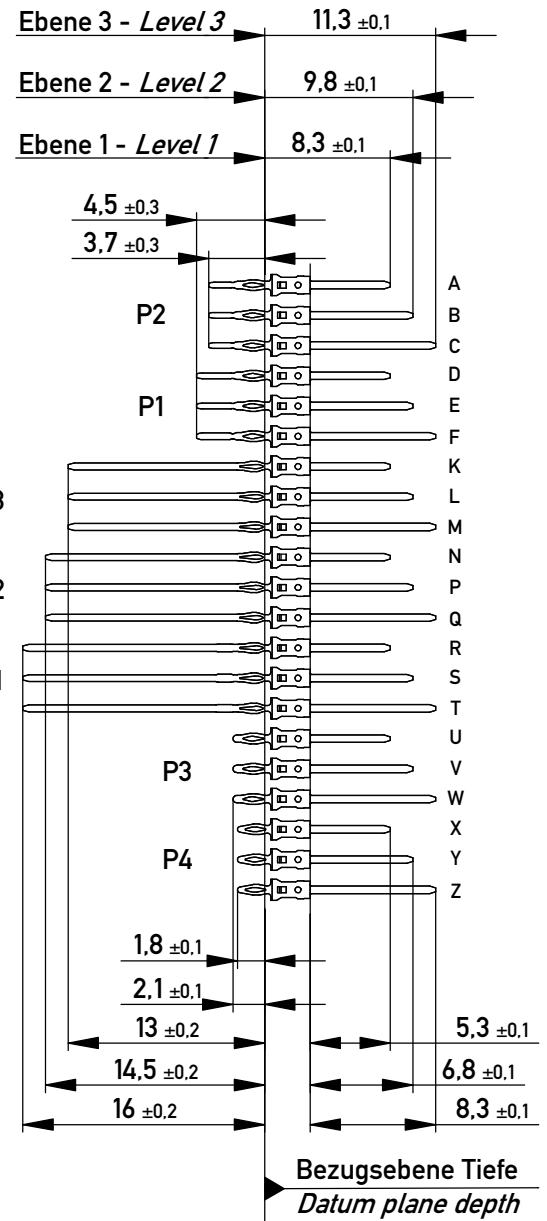
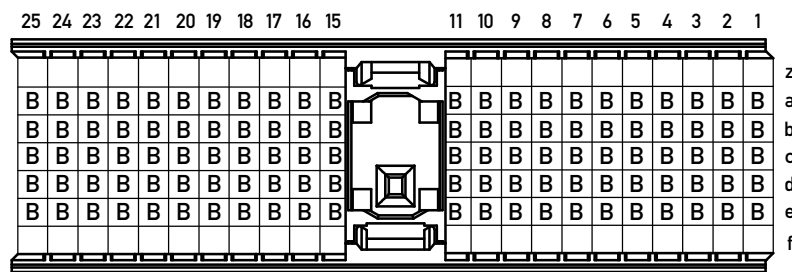


EN Zone für durchkontaktierte Löcher $\phi 0,6 \pm 0,05$
compliant zone for thru hole $\phi 0,6 \pm 0,05$

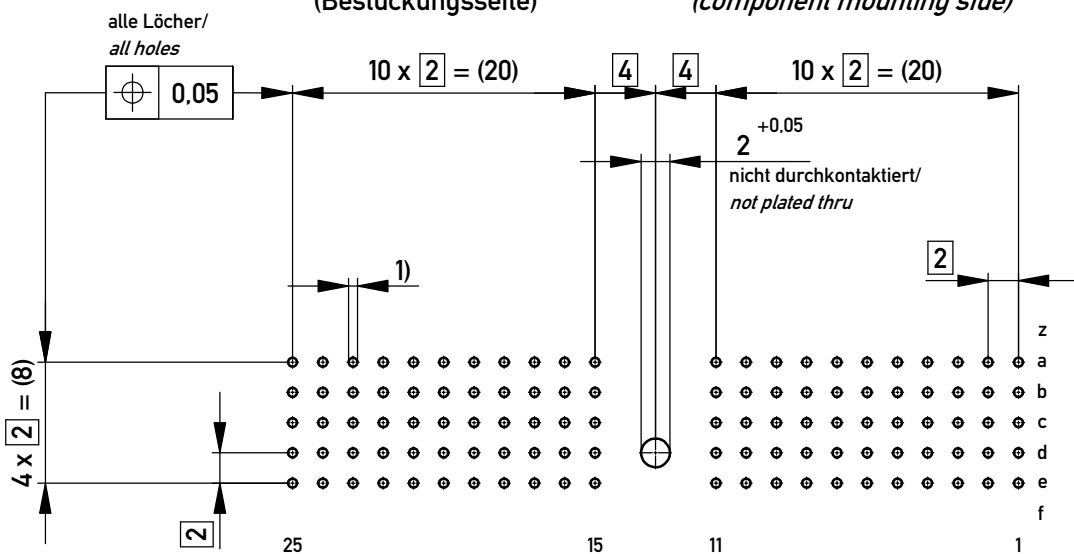


Bestückungsplan / contact layout



Lochbild für Leiterplatte (Bestückungsseite)

board hole pattern (component mounting side)



- 1) $\phi 0,6 \pm 0,05$ Durchmesser des metallisierten Loches
 $\phi 0,6 \pm 0,05$ Diameter of finished plated-through hole

Schichtaufbau im metallisierten Loch siehe Zeichnung 164062 Nr.1
Metal plating of plated-through hole see drawing 164062 No.1

Fehlende Maße und Angaben nach IEC 61076-4-101
Missing information and dimensions per IEC 61076-4-101

<p>Information: P2 Level 2 siehe Bestückungsplan / see contact layout Anforderungsstufe 2 / class 2</p> <p>All rights reserved. Only for Information. To ensure that this is the latest version of this drawing, please contact one of the ERNI companies before using.</p> <p>Copyright by ERNI Production GmbH & Co. KG Proprietary notice pursuant to ISO 16016 to be observed.</p>	Tolerances	 All Dimensions in mm	Scale	2:1
	Subject to modification without prior notice. Drawing will not be updated.	Designation	ERmet Messerleiste A ERmet Male Wide Type A	
www.ERNI.com	043136	1 A3		
e Index 14.03.2018 Date	Class	ERMA		