

1744544-7 ✓ ACTIVE




Economy Power II

TE Internal #: 1744544-7

PCB Latches, Locks & Retainers, TPA (Terminal Position Assurance),
.156 in [3.96 mm] Centerline, -67 – 221 °F [-55 – 105 °C], Economy
Power II

[View on TE.com >](#)

Connectors > PCB Connectors > PCB Connector Accessories > PCB Connector Hardware > PCB Latches, Locks & Retainers



Connector & Contact Retention Accessory Type: TPA (Terminal Position Assurance)

Centerline (Pitch): 3.96 mm [.156 in]

Operating Temperature Range: -55 – 105 °C [-67 – 221 °F]

Features

Product Type Features

Connector & Contact Retention Accessory Type	TPA (Terminal Position Assurance)
--	-----------------------------------

Body Features

Primary Product Color	Black
-----------------------	-------

Housing Features

Centerline (Pitch)	3.96 mm [.156 in]
--------------------	-------------------

Dimensions

Product Width	9.6 mm [.377 in]
Product Length	27.72 mm [1.091 in]
Product Height	2.65 mm [.104 in]

Usage Conditions

Operating Temperature Range	-55 – 105 °C [-67 – 221 °F]
-----------------------------	-----------------------------

Industry Standards

Glow Wire Rating	Standard Part - Not Glow Wire
UL Flammability Rating	UL 94V-0

Packaging Features



Packaging Quantity	300
Packaging Method	Bag

Product Compliance

[For compliance documentation, visit the product page on TE.com>](#)


EU RoHS Directive 2011/65/EU	Compliant
EU ELV Directive 2000/53/EC	Compliant
China RoHS 2 Directive MIIT Order No 32, 2016	No Restricted Materials Above Threshold
EU REACH Regulation (EC) No. 1907/2006	Current ECHA Candidate List: JUNE 2023 (235) Candidate List Declared Against: JUNE 2023 (235) Does not contain REACH SVHC
Halogen Content	Not Low Halogen - contains Br or Cl > 900 ppm.
Solder Process Capability	Not applicable for solder process capability

Product Compliance Disclaimer

This information is provided based on reasonable inquiry of our suppliers and represents our current actual knowledge based on the information they provided. This information is subject to change. The part numbers that TE has identified as EU RoHS compliant have a maximum concentration of 0.1% by weight in homogenous materials for lead, hexavalent chromium, mercury, PBB, PBDE, DBP, BBP, DEHP, DIBP, and 0.01% for cadmium, or qualify for an exemption to these limits as defined in the Annexes of Directive 2011/65/EU (RoHS2). Finished electrical and electronic equipment products will be CE marked as required by Directive 2011/65/EU. Components may not be CE marked. Additionally, the part numbers that TE has identified as EU ELV compliant have a maximum concentration of 0.1% by weight in homogenous materials for lead, hexavalent chromium, and mercury, and 0.01% for cadmium, or qualify for an exemption to these limits as defined in the Annexes of Directive 2000/53/EC (ELV). Regarding the REACH Regulation, the information TE provides on SVHC in articles for this part number is based on the latest European Chemicals Agency (ECHA) 'Guidance on requirements for substances in articles' posted at this URL: <https://echa.europa.eu/guidance-documents/guidance-on-reach>

Compatible Parts

 <p>TE Part # 1744416-7 7 POS EP II HSG, GLOW WIRE</p>	 <p>TE Part # 1-1123723-7 3.96 EP HDR ASSY 7P(NATURAL)</p>	 <p>TE Part # 1744429-7 3.96 EP HDR ASSY 7P W/PEGS, GW</p>	 <p>TE Part # 2132781-7 07P EP-II HOUSING, NATURAL</p>
---	---	---	---



TE Part # 1744489-7
3.96 EP HDR ASY 07P NO PEG, GW



TE Part # 1877285-7
07P EP SHRD HDR ASMY, WHITE



TE Part # 1744057-7
3.96 EP HDR ASSY 7P W/PEGS



TE Part # 1744427-7
EP Header Asy, Shrouded, 7 Pos, GW




TE Part # 1744428-7
3.96 EP HDR ASSY 7P R/A, GW




TE Part # 647676-7
3.96 EP HDR ASSY 7P R/A


Also in the Series | Economy Power II



PCB Headers & Receptacles(2)



PCB Latches, Locks & Retainers(10)




Power Contacts(3)



Rectangular Power Connectors(22)

Customers Also Bought



TE Part #1376395-1
5MM POWER KEY D/L PLATE GREEN



TE Part #316088-1
2.5 SIGNAL D/LOCK CAP HSG 4P



TE Part #917765-1
2.5 SIGNAL D/LOCK TAB CONT. M



TE Part #917684-1
2.5 SIGNAL DBL LOCK REC CONT M



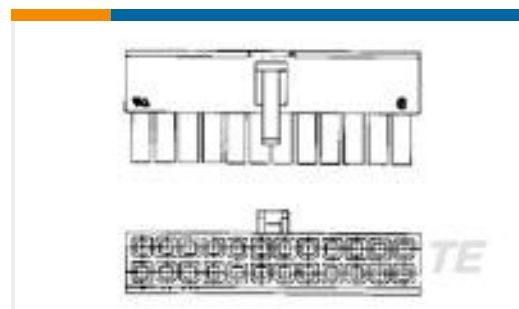
TE Part #1744416-7
7 POS EP II HSG, GLOW WIRE



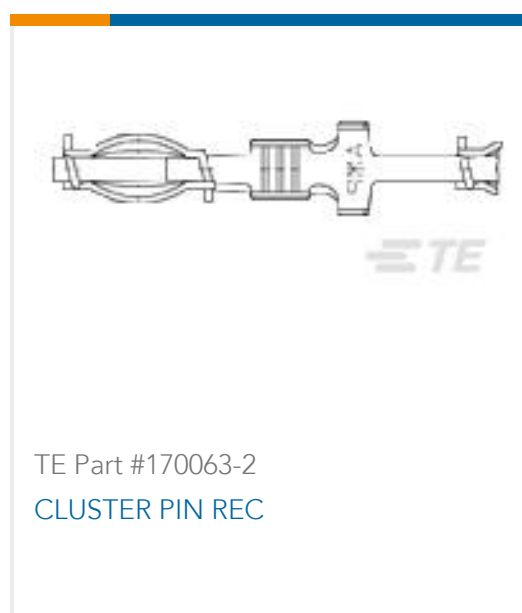
TE Part #917790-1
2.5 S.D.L POST HDR ASY 12P STD



TE Part #917696-1
2.5 SIGNAL D/LOCK PLUG HSG 12P



TE Part #1586019-6
6P RCPT VAL-U-LOK V0



Documents

Product Drawings

[EP II TPA 07P, BLACK](#)

English

CAD Files

[3D PDF](#)

3D

[Customer View Model](#)

[ENG_CVM_CVM_1744544-7_A.2d_dxf.zip](#)

English

[Customer View Model](#)

[ENG_CVM_CVM_1744544-7_A.3d_igs.zip](#)

English

[Customer View Model](#)

[ENG_CVM_CVM_1744544-7_A.3d_stp.zip](#)

English

By downloading the CAD file I accept and agree to the [Terms and Conditions](#) of use.

Datasheets & Catalog Pages

[Economy Power II \(EP II\) Glow Wire test compliant connectors](#)

English

[1-1773885-9 Economy Power Connectors](#)

English

[7-1773458-5_ECONOMY_POWER_QRG](#)

English

Product Specifications

[Application Specification](#)

English

[Application Specification](#)

English

Product Environmental Compliance

[MD_1744544-7_032220181022_dmtec](#)

English

[MD_1744544-7_032220181022_dmtec](#)



English

[Agency Approvals](#)

[UL Report](#)

English