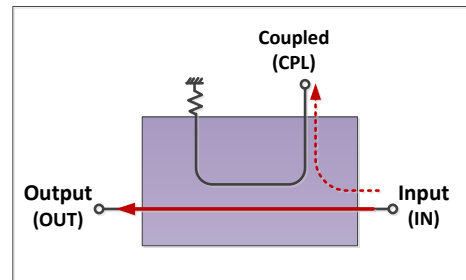




RoHS Compliant

Electrical schematic

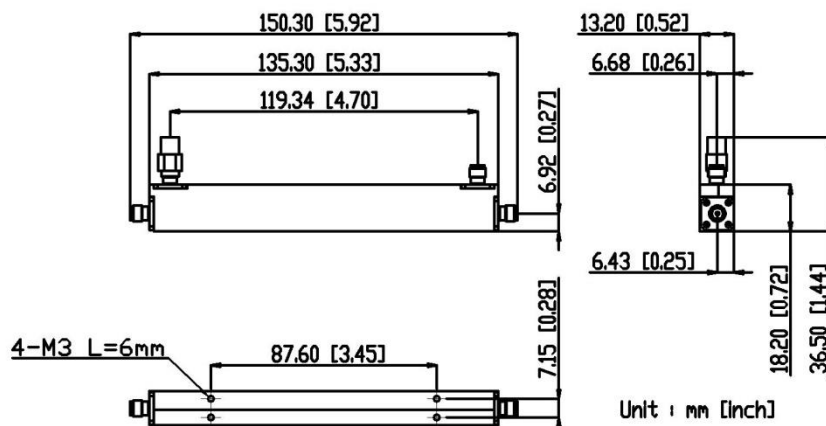


Electrical Specifications

Parameter	Unit	Frequency (GHz)	Min.	Typ.	Max.	
Nominal Coupling	dB	0.5 – 12.4	9	10	11	
Coupling Flatness				±0.7	±1.1	
Directivity			19	21		
Main Line VSWR				1.20	1.30	
Coupled Line VSWR	:1				1.20	1.35
Insertion Loss (Including Coupling Loss)					1.6	2.0
Average Power Handling	W				30	

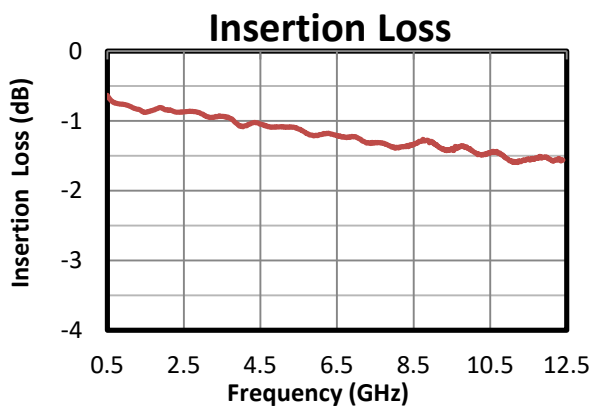
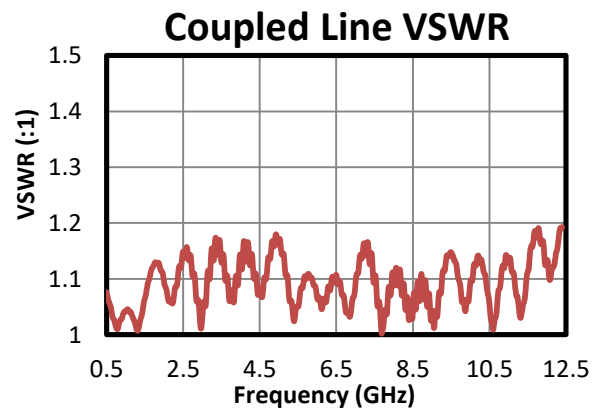
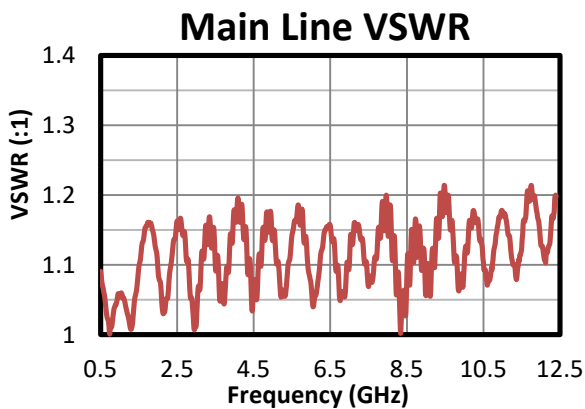
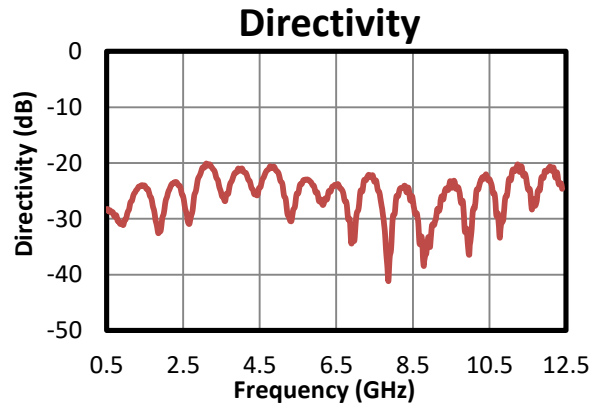
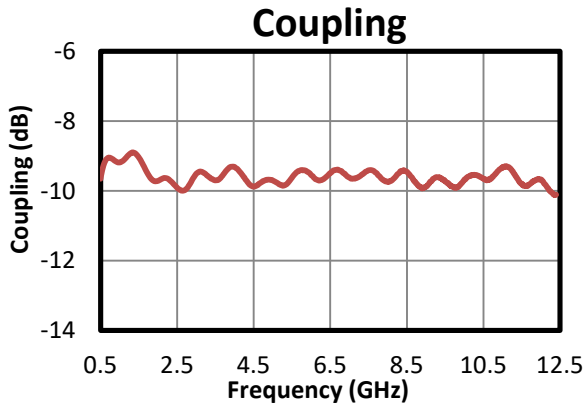
Operated in 50Ω system, 25°C environment.

Outline Drawing



Connectors: SMA Female

Typical Performance



Typical performance S-parameter file: <https://www.amtery.com/en/goods-69>

For each S/N S-parameter file, go to <https://www.amtery.com/en/downloads>

Note: Specifications are subject to change without notice.