



# 5650-5750 MHz Cavity Bandpass Filter



**ANATECH ELECTRONICS INC**  
RF & Microwave Filters & Products

**Part Number: AB5700B855**

## Electrical specifications

**Center frequency:** 5700 MHz  
**Passband bandwidth:** 100 MHz  
**Insertion loss over PB:** 2.5 dB max  
**Rejection 1:** DC-(CF-40) MHz, 20 dBc min  
**Rejection 2:** DC-(+40)MHz-6200 MHz, 20 dBc min  
**Group delay variation:** 4 ns over any 0.5 MHz in PB  
**Power:** 50 Watts max

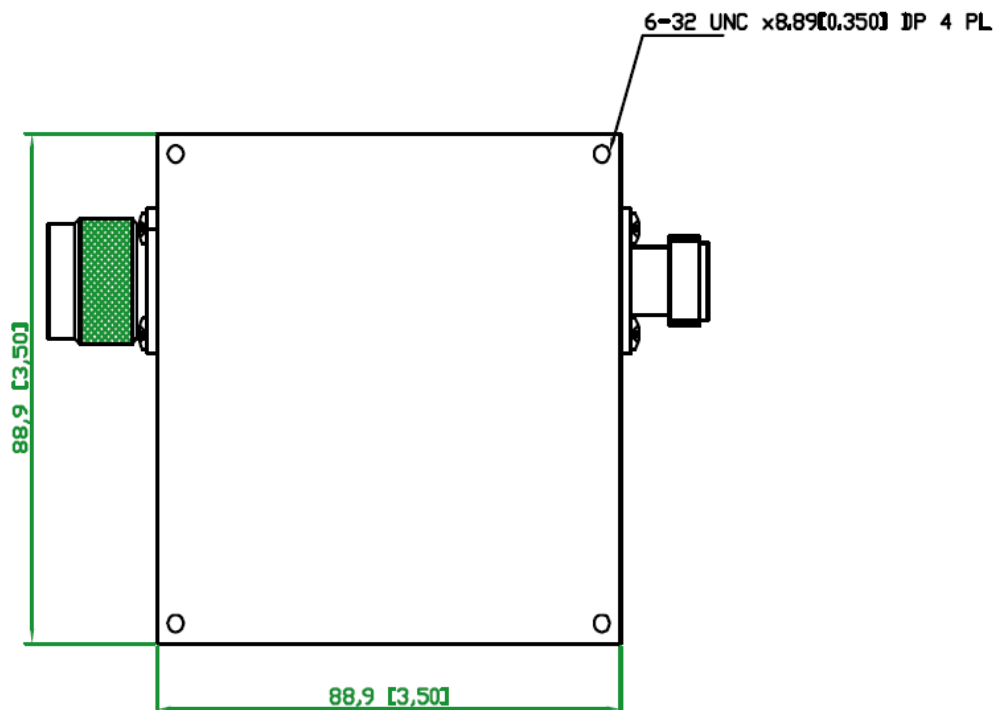
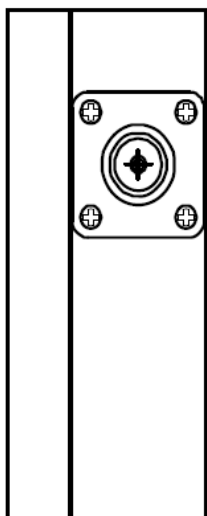

## Mechanical

**Mounting Method:** Threaded Mounting Holes  
**Connector Type:** N Female / N male  
**Dimensions:** 3.50" X 3.50" X 1.50" in

## Environmental

**Operating Temperature:** -45 to +85° C  
**Storage Temperature:** -55 to +95° C  
**Shock:** 20 G. 11ms  
**Vibration:** 20 G. 5 to 200 MHz

## Outline Drawing:





# 5650-5750 MHz Cavity Bandpass Filter

**ANATECH ELECTRONICS INC**  
RF & Microwave Filters & Products

**Part Number: AB5700B855**



**Plot:**

