

REV.	EC #	REVISION DESCRIPTION	DATE	D.ENG.	CHECKER
001	6530	RELEASE TO PRODUCTION	12-Jul-04	JLL	DW
002	6562	REPLACE 126-00-1936 WITH 126-00-1979, REPLACE 705-00-0157 WITH 705-00-0192, REPLACE 118-00-4056 WITH 118-00-4795, CHANGE QUANTITY OF ITEM 3 FROM 4 TO 6	16-Dec-04	JLL	CPP
003	6698	REPLACE 705-00-0192 WITH 705-00-0199	08-Apr-05	JLL	DTM
004	6761	REPLACE 126-00-1979 WITH 126-00-1936, REPLACE 118-00-4795 WITH 118-00-4056, CHANGE QUANTITY OF ITEM 3 FROM 6 TO 4	18-Jul-05	JLL	DW
005	7110	RoHS UNIT	25-Jul-06	DTM	DW
006	9746	600-05-0016 ,600-15-0949 & 600-15-0950 ADDED TO BOM	18-Jan-16	JLL	DTM

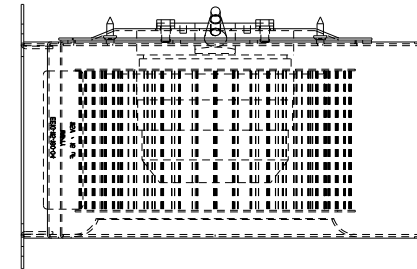
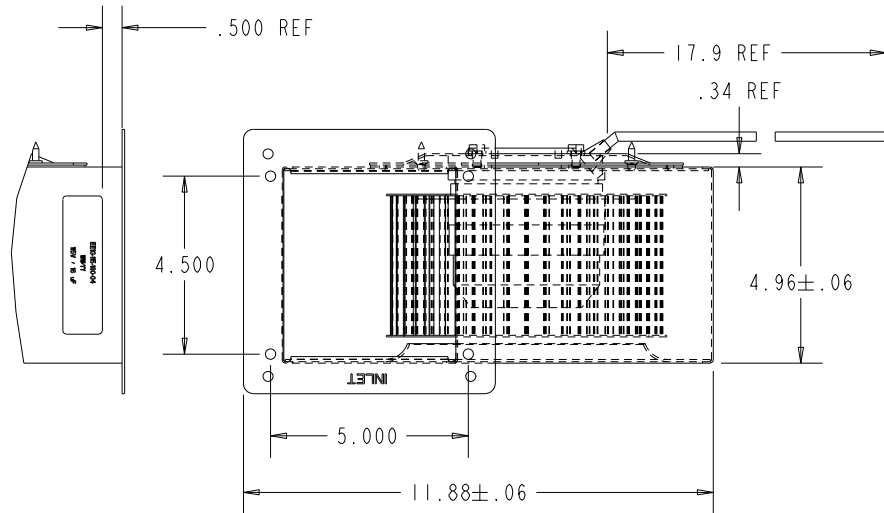
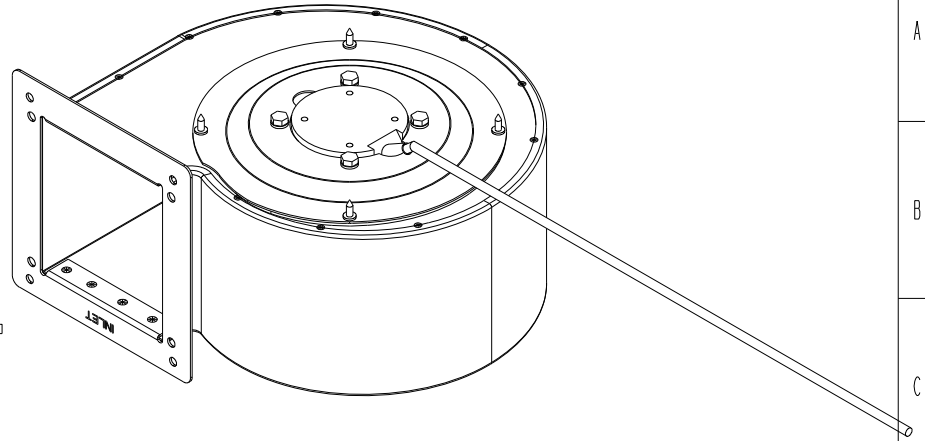
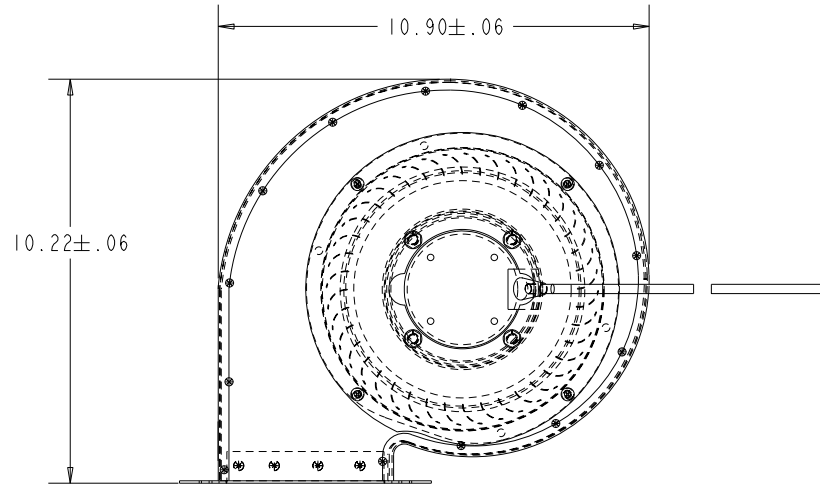
ITEM	QTY	PART NUMBER	DESCRIPTION
8	1	R4E180-AS15-10	115V 180 mm BLOWER
7	1	705-00-0199	NEOPRENE GASKET
6	1	605-50-2591	EE1G-115-180-04 ID LABEL
5	4	305-54-0001	M6 SPLIT-LOCK WASHER
4	4	300-54-0005	M6 X 10 HEX CAP SCREW
3	4	300-14-0051	#8 SHEET METAL SCREW W/ FLANGE
2	1	126-00-1936	FLANGE WELD ASSEMBLY
1	1	118-00-4056	MOTOR MOUNTING PLATE

<b>ebmpapst Inc. DISCLOSURE</b> THIS DOCUMENT IS THE PROPERTY OF ebmpapst Inc. ITS USE IS AUTHORIZED BY ebmpapst Inc. ONLY. ALL QUESTIONS MUST BE REFERRED TO ebmpapst Inc. PERSONNEL: DESIGN ENG., MFG.ENG., AND / OR PURCHASING.  <b>CAUTION:</b> ANY PRINTED COPY IS UNCONTROLLED AND TO BE USED FOR REFERENCE ONLY. REFER TO ebmpapst Inc. CAD SYS. FOR VERIFICATION.  Form No. 1073 Rev. H		<b>MATERIAL:</b> N/A <b>FINISH:</b> N/A <b>IF APPLICABLE PLACE SECOND FINISH AND DESCRIPTION HERE</b> <b>ALL INNER BEND RADIUS = 1mm BOTTOM BEND UNLESS OTHERWISE STATED</b> <b>TOLERANCES, UNLESS OTHERWISE STATED:</b> DECIMAL .XXX ± .020 HOLES .XXX ± .003 TOLERANCES FOR CNC FLAT .XXX TOLERANCE .XX ± .030 ANGLES ± 1° REF EXCLUDING HOLE DIA. +/- .010	<b>BEND DEDUCTION</b> N/A <b>COSMETICS PER ebmpapst SPEC-0-1</b> <b>SEE CAD FOR DIMS. NOT SHOWN</b> <b>BREAK ALL SHARP EDGES</b> <b>ALL DIMENSIONS ARE IN INCHES</b>	<b>PART NO.</b> EE1G-115-180-04 <b>TITLE</b> 115V 460CFM 16µF <b>FIRST USED ON</b> EE1G-115-180-02 <b>DESIGN ENG.</b> JLL <b>ORIG. DATE</b> 10-Mar-03 <b>E#</b> 1544	<b>ebmpapst</b> <b>REVISION</b> 006 <b>SHEET</b> 1 of 2
--	--	---	--	---	--

ebm-papst MFG. NOTES

SEE SHEET 1 FOR REVISION HISTORY

I N/A



<p>ebm-papst Inc. DISCLOSURE</p> <p>THIS DOCUMENT IS THE PROPERTY OF ebm-papst Inc. ITS USE IS AUTHORIZED BY ebm-papst Inc. ONLY. ALL QUESTIONS MUST BE REFERRED TO ebm-papst Inc. PERSONNEL: DESIGN ENG., MFG.ENG., AND / OR PURCHASING.</p> <p><b>CAUTION:</b> ANY PRINTED COPY IS UNCONTROLLED AND TO BE USED FOR REFERENCE ONLY. REFER TO ebm-papst Inc. CAD SYS. FOR VERIFICATION.</p> <p>Form No. 1073 Rev. H</p>		<p>MATERIAL: N/A</p> <p>FINISH: SEE SHEET 1</p> <p>IF APPLICABLE, ENTER SECOND FINISH AND DESCRIPTION HERE</p> <p>ALL INNER BEND RADII = 1mm BOTTOM BEND UNLESS OTHERWISE STATED</p> <p>TOLERANCES, UNLESS OTHERWISE STATED:</p> <p>DECIMAL .XXX ± .020 HOLES .XXX ± .003 TOLERANCE .XX ± .030</p> <p>ANGLES ± 1° REF</p>	<p>BEND DEDUCTION N/A</p> <p>COSMETICS PER ebm-papst SPEC-Q-1</p> <p>SEE CAD FOR DIMS. NOT SHOWN</p> <p>BREAK ALL SHARP EDGES</p> <p>ALL DIMENSIONS ARE IN INCHES</p> <p>EXCLUDING HOLE DIA. +/- .010</p>	<p>PART NO. EEIG-115-180-04</p> <p>TITLE 115V 460CFM 16µF</p> <p>FIRST USED ON EEIG-115-180-02</p> <p>DESIGN ENG. JLL</p> <p>ORIG. DATE 24-Feb-04</p> <p>E# 1544</p>	<p><b>ebmpapst</b></p> <p>REVISION 006 SHEET 2 of 2</p>
---	--	---	---	--	---