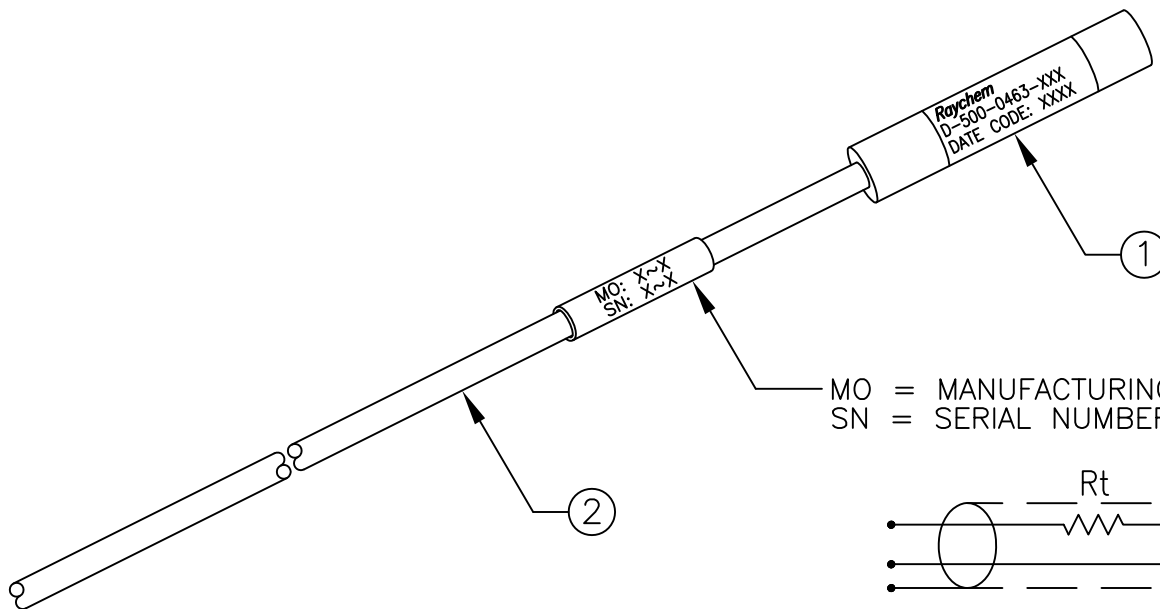
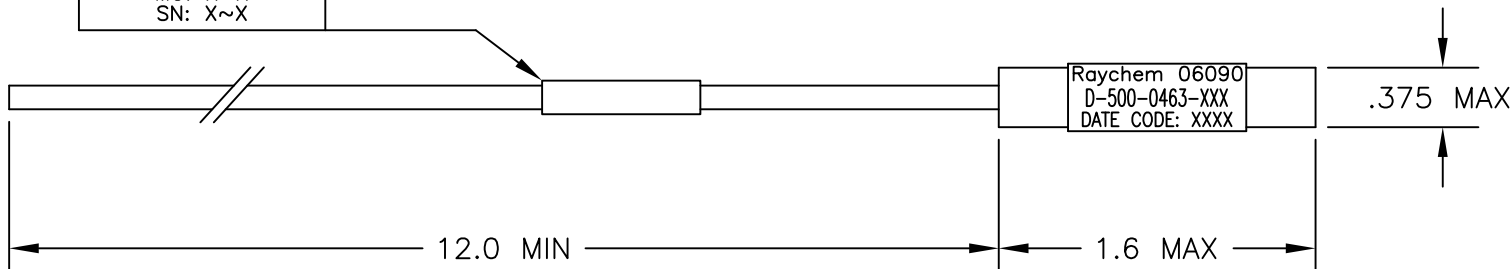


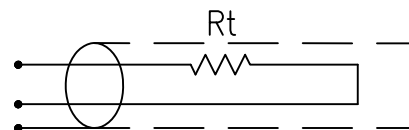
TMS TO BE MARKED AS SHOWN
WITH COMPLETE SERIAL NO.
AND MFG ORDER NO.

REVISIONS			
REV	DESCRIPTION	DATE	APPVD
C	RELEASED PER ECN T-28197	030ct2000	TR
D	REVISE & UPDATE DWG PER ECO-14-016099	10/25/2014	LR

MO: X~X
SN: X~X



MO = MANUFACTURING ORDER
SN = SERIAL NUMBER



$R_t = 76.8 \text{ Ohms } \pm 1\% \text{ 1W}$
SCHEMATIC


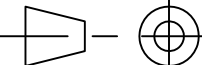
- ① BUS TERMINATOR MODULE, SEALED, STRAIN RELIEVED, BLACK.
- ② RAYCHEM BUS CABLE, WHITE JACKET.

DESCRIPTION	BUS CABLE	CABLE DESCRIPTION
D-500-0463-612	10612-24-9	SINGLE SHIELD, OPTIMIZED BRAID
D-500-0463-613	10613-24-9	DOUBLE SHEILD, OPTIMIZED BRAID
D-500-0463-614	10614-24-9	EMP HARDENED

If this document is printed it becomes uncontrolled. Check for the latest revision

© 2014 Tyco Electronics Corporation. All Rights Reserved.

Raychem Databus CUSTOMER DRAWING

UNLESS OTHERWISE SPECIFIED DIMENSIONS ARE IN INCHES. METRIC DIMENSIONS ARE IN BRACKETS. DECIMALS .XXX ± [---mm] .XX ± [---mm] ANGLES .X ±	DRAWN	T. Seaton	24Jan1997		TE Connectivity		
	APPROVED	P. Dutton	24Jan1997		TITLE	MIL-STD-1553B DATABUS BUS TERMINATOR LIGHT WEIGHT SYSTEM	
	MATERIAL:				SIZE	CODE IDENT. NO.	DWG. NO.
	FINISH:				A	06090	D-500-0463-XXX
CAD NAME: D-500-0463-XXX_D_CDα				DO NOT SCALE THIS DRAWING			
THIRD ANGLE PROJECTION 				SHEET 1 OF 2			
WEIGHT: 13.5 grams max							

NOTES:

1.0 MATERIALS AND FINISHES

- 1.1 BUS TERMINATOR MODULE WITH 1W RESISTOR TO MIL-PRF-39007/9. SHIELDED USING TIN COATED COPPER BRAID AND Sn96 SOLDER PER ANSI J-STD-006.
- 1.2 SEALED STRAIN RELIEF COVER IS A MODIFIED, CROSS LINKED ELASTOMER PER TE/RAYCHEM SPECIFICATION RW-2070.
- 1.3 BUS CABLE (SEE TABLE ON PAGE 1).

2.0 APPLICATION

- 2.1 THIS BUS TERMINATOR IS DESIGNED TO BE INSTALLED INTO A DIGITAL MULTIPLEX HARNESS MEETING THE REQUIREMENTS OF MIL-STD-1553B, DEF-STAN-0018 (PART 2). FOR CABLE SPLICING USE SPLICE KIT D-150-0708-5 (NOT SUPPLIED).
- 2.2 CABLES AND BEND RADIUS PER SAE-AS50881, STATIC: 5 X CABLE O.D. MIN, DYNAMIC: 10 X CABLE O.D. MIN.

3.0 TEMPERATURE

- 3.1 CABLE/STRAIN RELIEF COVER MEETS OPERATING TEMPERATURE OF -65° TO +150°C CONTINUOUS.

4.0 PERFORMANCE

- 4.1 INSTALLED TERMINATOR MEETS THE PERFORMANCE REQUIREMENTS OF MIL-STD-1553B.

Raychem Databus CUSTOMER DRAWING

If this document is printed it becomes uncontrolled. Check for the latest revision



TE Connectivity

DRAWN	T. SEATON	DATE	24/JAN/1997	SIZE	CAGE CODE	DWG. NO.	REV
ISSUED	P. DUTTON	DATE	24/JAN/1997	A	06090	D-500-0463-XXX	D
CAD FILE				DO NOT SCALE THIS DRAWING		SHEET 2 OF 2	
D-500-0463-XXX_D_CDb							