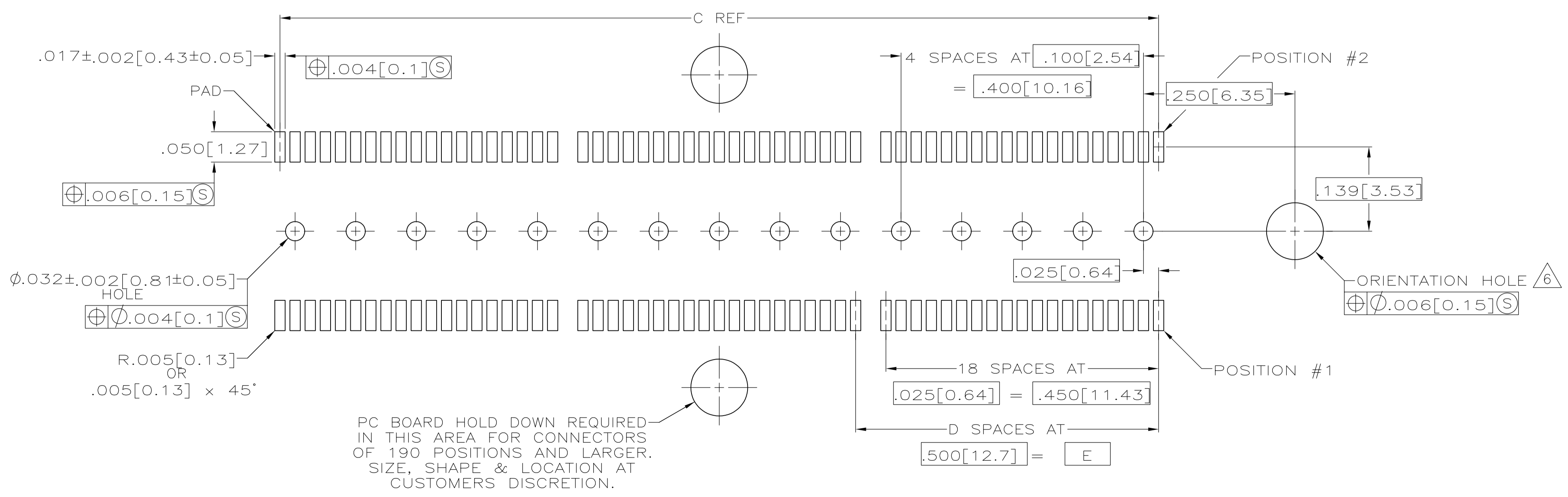
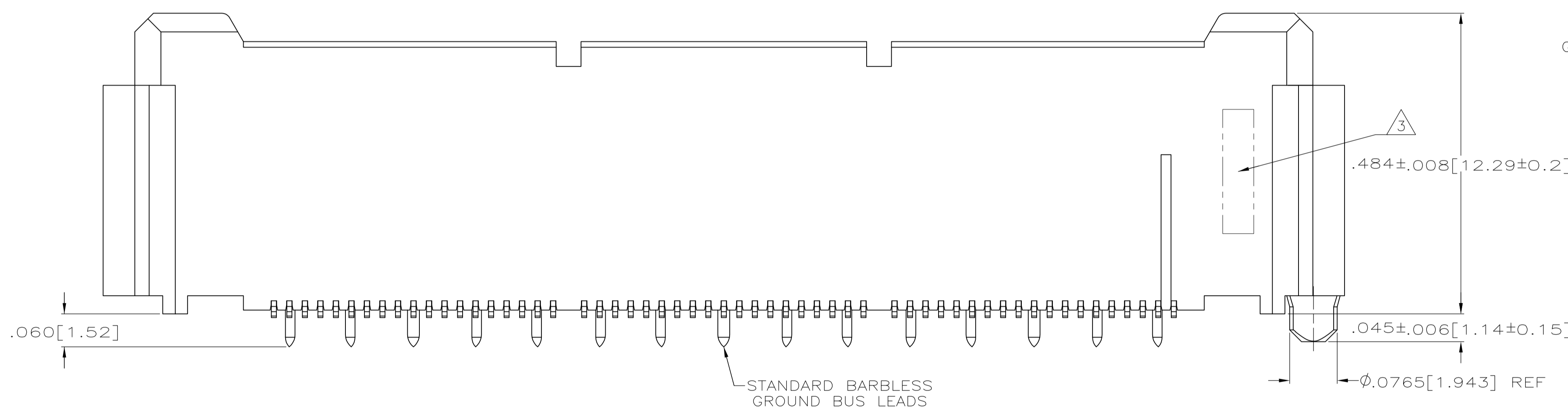
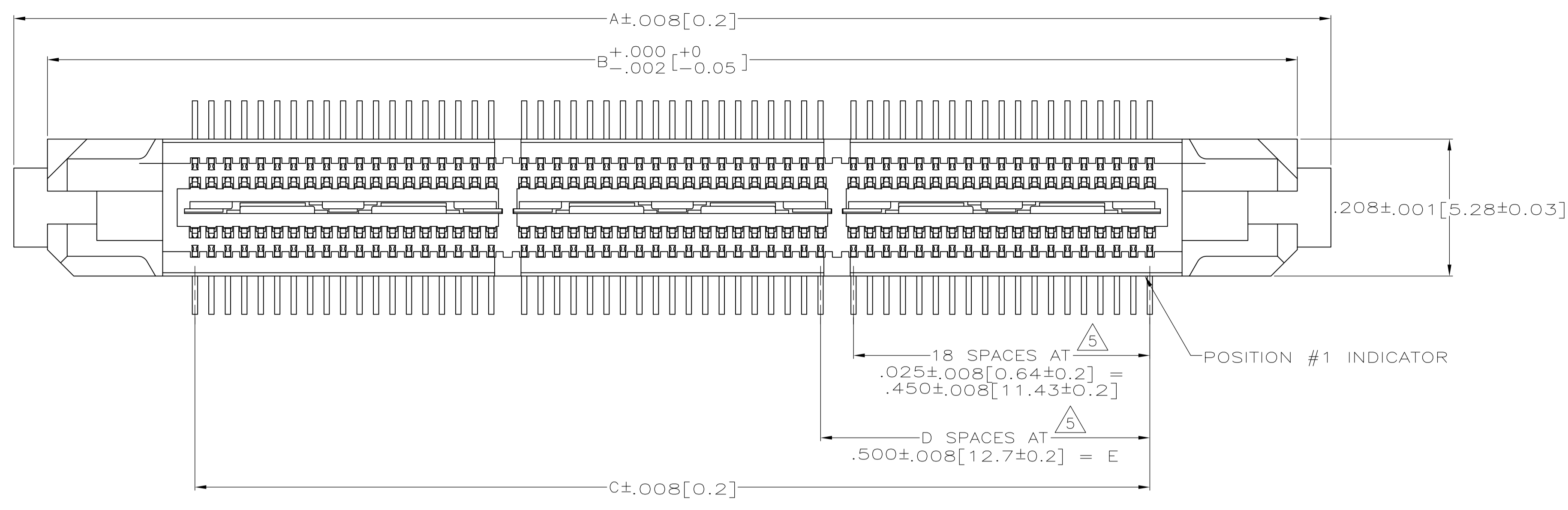


- 1 HOUSING: LIQUID CRYSTAL POLYMER, COLOR BLACK.
CONTACTS: HIGH RELIABILITY COPPER ALLOY.
GROUND BUSES: BRASS, UNS C26000
- 2 CONTACTS & GROUND BUSES: NICKEL UNDERPLATE ALL OVER,
MATING SURFACE PLATED TO MEET LEVEL 1 PERFORMANCE
REQUIREMENTS OF TE PRODUCT SPECIFICATION 108-1422,
SOLDER TAILS PLATED TIN-LEAD.
- 3 DATE CODE MARKED IN AREA INDICATED ON SIDE OPPOSITE
POSITION #1.
- 4 ONE GROUND BUS WITH 5 TAILS PER EACH MODULE.
- 5 TOLERANCE NON-ACCUMULATIVE.
- 6 FOR STANDARD APPLICATIONS, ORIENTATION HOLE TO BE
 $\phi.094 \pm .002 [2.39 \pm 0.05]$.
FOR SLIP-FIT APPLICATIONS, ORIENTATION HOLE TO BE
 $\phi.079 \pm .001 [2.00 \pm 0.03]$.



PC BOARD HOLD DOWN REQUIRED IN THIS AREA FOR CONNECTORS OF 190 POSITIONS AND LARGER. SIZE, SHAPE & LOCATION AT CUSTOMERS DISCRETION.

RECOMMENDED PC BOARD LAYOUT (VIEWED FROM CONNECTOR SIDE)

4.724 [120]	3.000 [76.2]	6	3.450 [87.63]	3.898 [99.01]	4.000 [101.6]	266	767120-7
4.094 [104]	2.500 [63.5]	5	2.950 [74.93]	3.398 [86.31]	3.500 [88.9]	228	767120-6
3.465 [88]	2.000 [50.8]	4	2.450 [62.23]	2.898 [73.61]	3.000 [76.2]	190	767120-5
3.465 [88]	1.500 [38.1]	3	1.950 [49.53]	2.398 [60.91]	2.500 [63.5]	152	767120-4
2.835 [72]	1.000 [25.4]	2	1.450 [36.83]	1.898 [48.21]	2.000 [50.8]	114	767120-3
2.205 [56]	.500 [12.7]	1	.950 [24.13]	1.398 [35.51]	1.500 [38.1]	76	767120-2
1.732 [44]	.000 [0]	0	.450 [11.43]	.898 [22.81]	1.000 [25.4]	38	767120-1
F	E	D	C	B	A	NO OF POS	PART NUMBER

THIS DRAWING IS A CONTROLLED DOCUMENT.		DIN	J.GERACE	12-11-98	 TE Connectivity
DIMENSIONS: INCHES		CIK	S.STRICKLER	12-11-98	
TOLERANCES UNLESS OTHERWISE SPECIFIED:		APVD	A.MONK	12-11-98	NAME
0 PLC	±	PRODUCT SPEC		PLUG ASSEMBLY, .495 [12.57]	
1 PLC	±	APPLICATION SPEC		VERTICAL, .025 [0.64] CL.	
2 PLC	±	DRAWING NO		GULL WING LEADS, MICTOR	
3 PLC	±	SIZE		114-11004	
4 PLC	±	WEIGHT		A1 00779 C=767120	
ANGLES	±	CUSTOMER DRAWING		SCALE 8:1 SHEET 1 OF 1 REV C1	