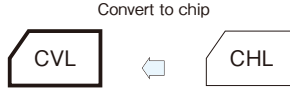




Code in front of series have been extracted from product code, which describes the segment of products, such as type and features.

- Size : $\phi 12.5 \times 10.5$ mm, compatible with surface mounting.
- Wide temperature range (-40 to 85°C), Low ESR.
- Unlike batteries, safe and high reliability without containing active and hazardous substance.
- Unlike batteries, excellent charge and discharge characteristics with no chemical reactions.
- Responds to temperature 260°C during the reflow peak.
- Ideal for industrial, smart meter, backing up of RTC's for surveillance camera, momentary power assistance of a battery, automotive etc.
- Environmental : GREEN CAP™ , RoHS compliance.



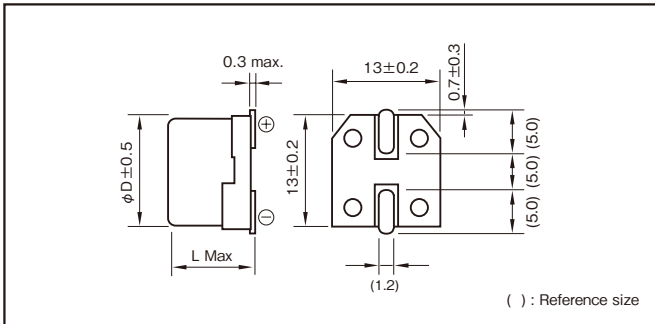
Marking color : White print on an brown sleeve

Specifications

Item	Performance			
Category temperature range ($^\circ\text{C}$)	-40 to $+85$			
Tolerance at rated capacitance (%)	-20 to $+80$			
Internal resistance at 1 kHz	Rated capacitance (F)	0.047	0.1	0.22
	Internal resistance (Ω Max.)	45	45	45
Characteristics at high and low temperature	Percentage of capacitance change	Within $\pm 30\%$ of the value at 20°C		
	Internal resistance	-40°C : Seven times or less of the value at 20°C 85°C : Five times or less of the value at 20°C		
Endurance (85°C)	Test time	1000 hours		
	Percentage of capacitance change	Within $\pm 30\%$ of the initial measured value		
	Internal resistance	Four times or less of the initial specified value		
Shelf life (85°C)	Test time : 1000 hours ; Same as endurance.			
Applicable standards	Conforms to JIS C5160 - 1 (IEC 62391 - 1)			

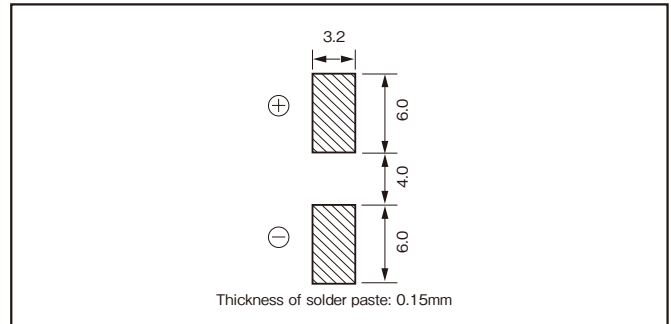
Outline Drawing

Unit : mm



Recommended land pattern size

Unit : mm



Product code system : 5.5V0.22F (*For general product)

RS*	CVL	224	5R5	G10	012	T
Category code	Series code	capacitance code	Voltage code	Size code	Taping and packing code	Additional code

Product code is refer to following table and "Product Code System" pages.

Standard Ratings

Max. operating voltage (V)	Rated capacitance (F)	ELNA Parts No.	$\phi D \times L$ (mm)
5.5	0.047	RSCVL4735R5G10012T	12.5×10.5
5.5	0.1	RSCVL1045R5G10012T	12.5×10.5
5.5	0.22	RSCVL2245R5G10012T	12.5×10.5

*soldering conditions are described on Individual page.