

4

3

2

1

NOTES

- All dimensions are in $\frac{\text{inches}}{\text{[millimeters]}}$
- Dimensions appearing in table are as follows:
 - As Supplied
 - After Unrestricted Recovery
- Coating is optional. As supplied dimensions appearing in table are for uncoated parts. When coating is added, entry diameters will be reduced by .06 max.

⚠ Wall thickness will not be measured in transition area.

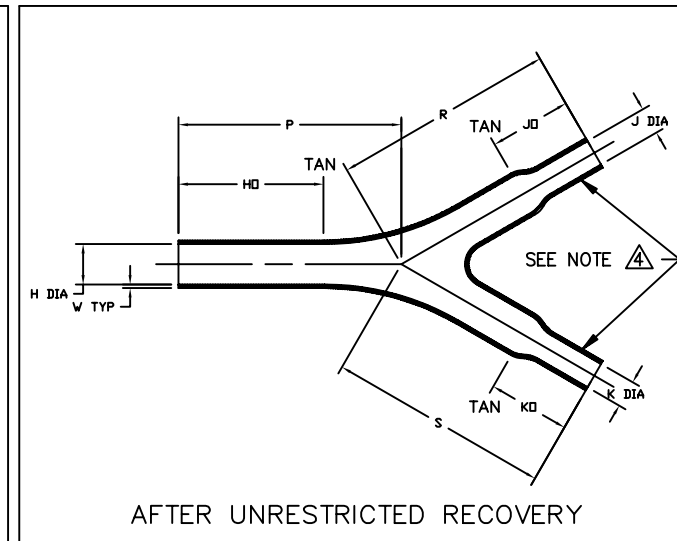
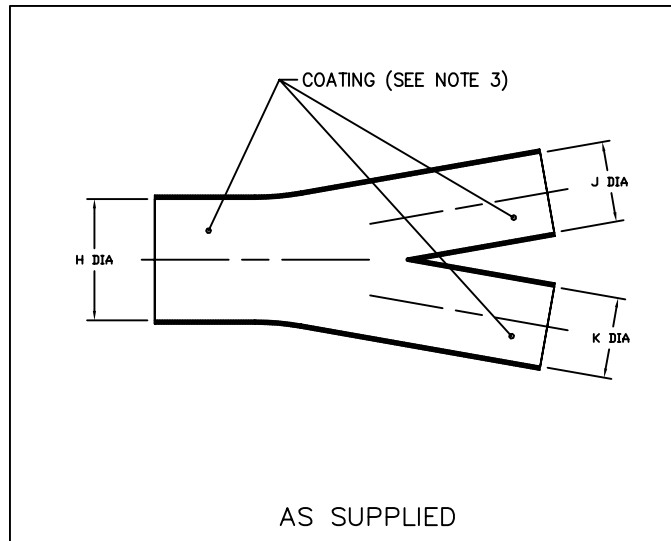


TABLE OF DIMENSIONS

PART NUMBER	H		J & K		P, R & S	HO	JO & KO	W
	Min	Max	Min	Max	Ref.	±15%	±20%	Ref.
	a	b	a	b	b	b	b	b
382C332	$\frac{1.00}{[25,4]}$	$\frac{.45}{[11,4]}$	$\frac{.60}{[15,2]}$	$\frac{.30}{[7,5]}$	$\frac{2.48}{[63,0]}$	$\frac{1.62}{[41,1]}$	$\frac{.75}{[19,0]}$	$\frac{.04}{[1,0]}$

CUSTOMER DRAWING

UNLESS OTHERWISE SPECIFIED DIMENSIONS ARE INCHES. METRIC DIMENSIONS ARE IN BRACKETS. DECIMAL TOLERANCES .XXX ± 0.005 [0.13 mm] .XX ± 0.01 [0.25 mm] .X ± 0.1 [0.50 mm] ANGLE TOLERANCE .X ± 1 DEG.	DRAWN LUNGUYEN	DATE 10/19/2007	 Raychem Molded Parts 305 Constitution Dr Menlo Park, CA 94025
	RPN		
THIRD ANGLE PROJECTION		SIZE B	CODE IDENT. NO. 06090
©2007 Tyco Electronics Corporation. All rights reserved.		DWG. NO. 382C332	
DO NOT SCALE THIS DRAWING		SHEET 1 OF 2	

If this document is printed it becomes uncontrolled. Check for the latest revision

4

3

2

1

4

3


2

1

COMPATABILITY CHART					
MATERIAL DASH NO.	MATERIAL DESCRIPTION	RT SPEC	COATING SLASH NO.	COATING SPEC	COATING DESCRIPTION
-50	Flexible Viton	RT-1313	N/A		
-51	Flexible EPB	RT-1321	/164, /86	RT-1050/13, RT-1050/3	ADHESIVE
-71	Flexible Polyolefin	RT-1316	/42, /86	RT-1050/1, RT-1050/3	ADHESIVE
-125	Modified Fluoropolymer	RT-1334	N/A		
-770	NBCCS	RT-770 TYPE II	N/A		
-780	NBCCS	RT-780 TYPE II	N/A		

ORDERING INFORMATION

382C332 -XXX -XX /XXX -0



If this document is printed it becomes uncontrolled. Check for the latest revision

CUSTOMER DRAWING

SIZE	DWG. NO.	REV	DWG. NO.	382C332
B	06090	D		
DO NOT SCALE THIS DRAWING				SHEET 2 OF 2

4

3

2

1