
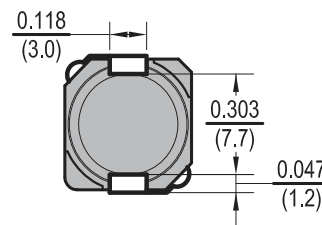
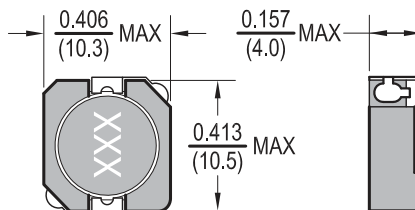




# Power Chip Shielded Inductors PCS104



Dimensions: Inches  
(mm)



Allied Part Number	Inductance (μH)	Tolerance (%)	Test Frequency KHz, 0.1V	DCR Max (mΩ)	IDC (A) Max
PCS104-R56T-RC	0.56	30	100	8	10.0
PCS104-1R0T-RC	1.0	30	100	8	10.0
PCS104-1R2T-RC	1.2	30	100	8	10.0
PCS104-1R3T-RC	1.3	30	100	8	10.0
PCS104-1R5T-RC	1.5	30	100	8	10.0
PCS104-1R8T-RC	1.8	30	100	10	9.5
PCS104-2R2T-RC	2.2	30	100	11	8.00
PCS104-2R5T-RC	2.5	30	100	12	7.50
PCS104-2R7T-RC	2.7	30	100	12	7.50
PCS104-3R3T-RC	3.3	30	100	13	6.50
PCS104-3R8T-RC	3.8	30	100	17	6.00
PCS104-4R7T-RC	4.7	30	100	21	5.70
PCS104-5R0T-RC	5.0	30	100	22	5.60
PCS104-5R2T-RC	5.2	30	100	22	5.50
PCS104-5R6T-RC	5.6	30	100	25	5.20
PCS104-6R8_-RC	6.8	20,30	100	26	4.90
PCS104-7R0_-RC	7.0	20,30	100	27	4.80
PCS104-8R2_-RC	8.2	20,30	100	33	4.60
PCS104-100_-RC	10	20,30	100	35	4.40
PCS104-120_-RC	12	20,30	100	46	3.92
PCS104-150_-RC	15	20,30	100	50	3.60
PCS104-180_-RC	18	20,30	100	70	3.00
PCS104-220_-RC	22	20,30	100	73	2.90
PCS104-270_-RC	27	20,30	100	83	2.80
PCS104-330_-RC	33	20,30	100	93	2.30
PCS104-390_-RC	39	20,30	100	120	2.20
PCS104-470_-RC	47	20,30	100	128	2.10
PCS104-560_-RC	56	20,30	100	171	1.80
PCS104-680_-RC	68	20,30	100	213	1.50
PCS104-820_-RC	82	20,30	100	250	1.40
PCS104-101_-RC	100	20,30	100	304	1.35
PCS104-121_-RC	120	20,30	100	400	1.20
PCS104-151_-RC	150	20,30	100	506	1.15
PCS104-181_-RC	180	20,30	100	631	1.03
PCS104-221_-RC	220	20,30	100	756	0.92
PCS104-271_-RC	270	20,30	100	853	0.84
PCS104-331_-RC	330	20,30	100	1090	0.70
PCS104-391_-RC	390	20,30	100	1450	0.62
PCS104-471_-RC	470	20,30	100	1520	0.54
PCS104-561_-RC	560	20,30	100	2500	0.50
PCS104-681_-RC	680	20,30	100	2800	0.45
PCS104-821_-RC	820	20,30	100	3000	0.40
PCS104-102_-RC	1000	20,30	100	3250	0.32

To indicate tolerance, add the letter after the value: M=20%, N=30%  
All specifications subject to change without notice.

## Features

- Shielded SMD Power Inductor
- High solution current
- Low DC resistance
- Ideal for DC-DC converter applications

## Electrical

**Inductance Range:** 0.56μH to 1000μH

**Tolerance:** 20% or 30% over 6.8μH to 1000μH  
30% only available over 0.56μH to 5.6μH

**Operating Temp:** -40°C to +125°C

**Optional OpTemp:** -55°C to +125°C available

**IDC:** Current at which inductance drop=35% typ.  
or the actual current when the temperature of coil increases to ΔT=40°C.

## Resistance to Soldering Heat

Pre-Heat 150°C, 1 minute.

**Solder Composition:** Sn/Ag3.0/Cu0.5

**Solder Temp:** 260°C ± 5°C

## Test Equipment

**(L):** HP 4192A LF Impedance Analyzer or equivalent

**(RDC):** Chen Hwa 502 or equivalent

**(IDC):** HP4284A + HP42841A or equivalent

## Physical

**Packaging:** 1000pcs per 13 inch reel

**Marking:** EIA Inductance Code