

### Interference Suppression Capacitor Metallized Polyester

Type: **ECQEW [Class X2]**

In accordance with UL and European safety regulations  
class X2

#### ■ Features

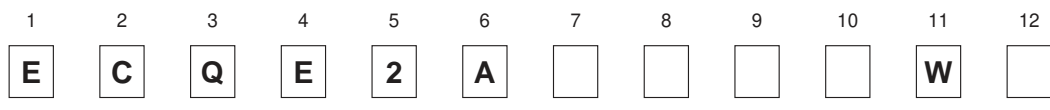
- ◆ Compact
- ◆ Overvoltage stress withstanding
- ◆ Flame-retardant epoxy resin coating

#### ■ Recommended Applications

- ◆ Interference suppressors



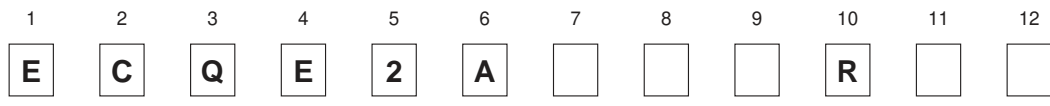
#### ■ Explanation of Part Numbers



Product code      Dielectric & construction      Rated voltage      Capacitance      Cap. Tol.      Suffix      Suffix

K	±10%
M	±20%

Blank	Type1	Straight
B	Type2	Crimped lead



Product code      Dielectric & construction      Rated voltage      Capacitance      7.5mm Crimped      Cap.Tol.      Suffix

#### ■ Applicable Standard & Approval Number

UL	UL 1283 Electromagnetic Interference Filters		File No. E79502	Applicable C-value 0.0047 to 0.47 μF
SEMKO	IEC 384-14, 1993 EN 132400	Class X2	Reg.No. 9518166	Applicable C-value 0.0047 to 1.0 μF
DEMKO			Reg.No. 304262	
NEMKO			Ref.No. P95103072	
FIMKO			Reg.No. 187410-01	
VDE			File No. 4811. 6-4670-8115	
SEV			Ref.No. 95,7 71017,01	

\*When applying for the agency, please apply with not part cord but type designation and rating such as "ECQEW,0.1μF".

#### ■ Specifications

Category temp. range	-40 to +85°C
Rated voltage	250VAC
Capacitance range	0.0047 to 1.0 μF (E6)
Capacitance tolerance	± 10%(K), ± 20%(M)
Dissipation factor	1.0%max.(20°C,1kHz)
Withstand voltage	Between terminals : C ≤ 0.47 μF : 1768 VDC 60s C > 0.68 μF : 1075 VDC 60s
	Between terminals to enclosure : 2000 VAC 60s
Insulation resistance	C ≤ 0.33 μF : 15000 MΩ min. C > 0.33 μF : 5000 MΩ · μF min. (20°C 100 VDC 60s)

### ■ Dimensions in mm (not to scale)

**Marking example**

STYLE	A side	B side
1 (0.0047 to 0.068 μF)	.0047 μF K 250V- X2 40/85/21 ECQ-EW	GPF LL2 MKT 132400
2 (0.1 to 0.47 μF)	GPF 15 μF K MKT 250V- X2 40/85/21 132400 ECQ-EW	
3 (0.68 to 1.0 μF)	GPF 68 μF K MKT 250V- X2 40/85/21 132400 ECQ-EW	Date code

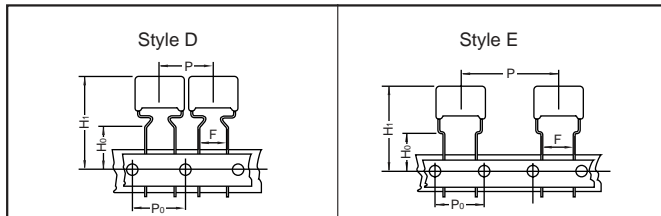
Note: Only ±10% as cap. tol. to be marked as "K"

### ■ Packaging Specifications for Bulk Package

Packing quantity: 100 pcs./bag

### ■ Taping Specifications for Automatic Insertion

#### ● Taping style



#### ● Packaging Specifications

Type	Rated volt.	Cap. range (μF)	Taping style					Packing
			AD	AS	B	C	D	
ECQEW	250VAC	0.0047 to 0.022					O	Ammo
		0.033 to 0.1					O	

#### ● Lead Spacing

Style	Lead Spacing
D	7.5mm
E	7.5mm

### ■ Rating & Dimensions

#### ● Capacitance tolerance : ±10 % (K), ±20 % (M)

Part No.	Cap. (μF)	Dimensions (mm)							
		L <sub>max</sub>	T <sub>max</sub>	H <sub>max</sub>		F	S	G <sub>max</sub>	ød
				Type-1	Type-2				
ECQE2A472□W( )	0.0047	13.5	7.0	12.0	17.0	10.50	7.5	1.5	0.60
ECQE2A682□W( )	0.0068	13.5	7.0	12.0	17.0	10.50	7.5	1.5	0.60
ECQE2A103□W( )	0.01	13.5	7.0	12.0	17.0	10.50	7.5	1.5	0.60
ECQE2A153□W( )	0.015	13.5	7.0	12.5	17.5	10.50	7.5	1.5	0.60
ECQE2A223□W( )	0.022	13.5	7.0	12.5	17.5	10.50	7.5	1.5	0.60
ECQE2A333□W( )	0.033	17.0	6.5	13.5	18.5	13.50	7.5	1.5	0.60
ECQE2A473□W( )	0.047	17.0	7.5	14.5	19.5	13.50	7.5	1.5	0.60
ECQE2A683□W( )	0.068	17.0	8.5	16.0	21.0	13.50	7.5	1.5	0.60
ECQE2A104□W( )	0.1	24.0	8.0	13.5	18.5	20.50	15.0	1.5	0.80
ECQE2A154□W( )	0.15	24.0	8.5	16.0	21.0	20.50	15.0	1.5	0.80
ECQE2A224□W( )	0.22	24.0	10.5	17.5	22.5	20.50	15.0	1.5	0.80
ECQE2A334□W( )	0.33	29.0	11.0	18.0	23.0	25.50	20.0	1.5	0.80
ECQE2A474□W( )	0.47	29.0	13.0	20.5	25.5	25.50	20.0	1.5	0.80
ECQE2A684□W( )	0.68	42.5	12.0	20.0	25.0	38.50	32.5	1.5	0.80
ECQE2A105□W( )	1.0	42.5	14.0	23.0	28.0	38.50	32.5	1.5	0.80

↑ Suffix for lead crimped or taped type  
 ↑ Cap. tol. code