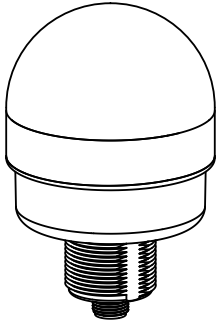


## Datasheet

Medium Sized One to Five Color Indicator with Flashing Input Control



- Bright, uniform indicator light
- All models have flashing input control
- Models are available with up to five colors in one device
- Rugged IP65-rated design
- 12 V to 30 V dc operation

Model <sup>1</sup>	No. of Colors	Colors	Input	Connection
K70LGPQ	1	Green	PNP	5-pin M12/Euro-style Quick Disconnect
K70LRPQ		Red		
K70LYPQ		Yellow		
K70LBPQ		Blue		
K70LWPQ		White		
K70LGNQ		Green	NPN	
K70LRNQ		Red		
K70LYNQ		Yellow		
K70LBNQ		Blue		
K70LWNQ		White		

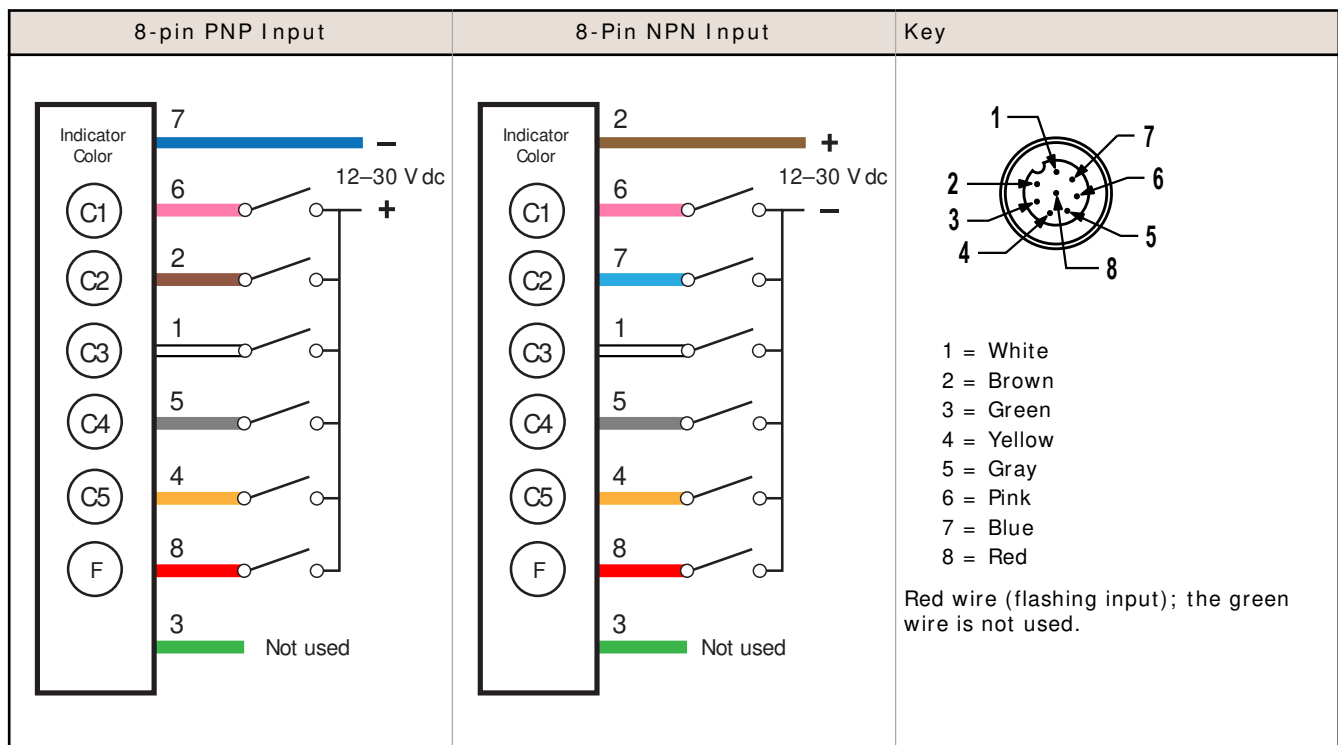
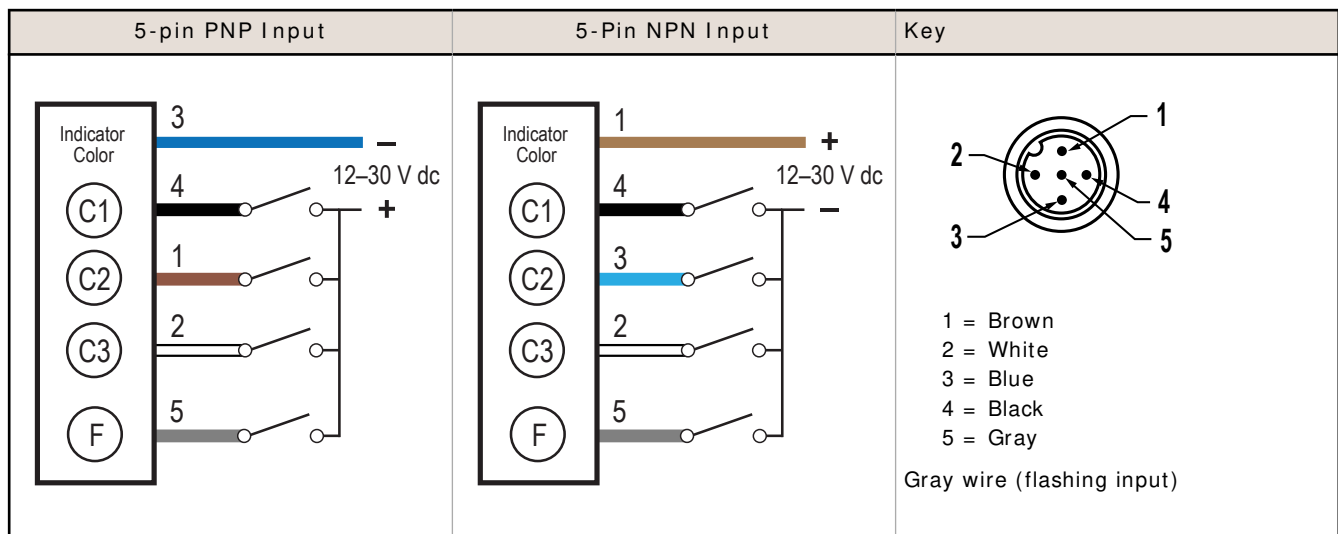
Model <sup>1</sup>	No. of Colors	Colors	Connection	Input
K70LGRPQ	2	Green, Red	5-pin M12/Euro-style Quick Disconnect	PNP
K70LGYPQ	3	Green, Red, Yellow		
K70LBGYPQ	4	Blue, Green, Yellow, Red	8-pin M12/Euro-style Quick Disconnect	
K70LWBGYPQ	5	White, Blue, Green, Yellow, Red		
K70LGRNQ	2	Green, Red	5-pin M12/Euro-style Quick Disconnect	NPN
K70LGYRNQ	3	Green, Red, Yellow		
K70LBGYRNQ	4	Blue, Green, Yellow, Red	8-pin M12/Euro-style Quick Disconnect	
K70LWBGYRNQ	5	White, Blue, Green, Yellow, Red		

<sup>1</sup> Integral quick disconnect models are listed; a mating cordset is required (see [Accessories](#) on page 4).

- To order the 150 mm (5.9 in) PVC pigtail with quick disconnect models, replace Q with QP in the model number, for example, K70LGYPQ.
- To order the 2 m (6.5 ft) cable modes, omit the suffix Q in the model number, for example, K70LGYR.



## Wiring



## Specifications

**Supply Voltage and Current**

12 V to 30 V dc  
 200 mA Max. at 12 V dc  
 90 mA Max. at 30 V dc

**Supply Protection Circuitry**

Protected against reverse polarity and transient voltages

**Input Response Time**

75 ms maximum

**Adjustments**

1.5 Hz flash rate via flash input wire

**Construction**

Base and dome: Polycarbonate

**Connections**

Integral 5-pin or 8-pin M12/Euro-style quick disconnect, or 150 mm (6 in) PVC pigtail with quick disconnect, or 2 m (6.5 ft) cable, depending on model

**Indicators**

1 to 5 colors, depending on model  
 Only one color can be on at a time. The higher color number overrides the lower color number.

**Light Characteristics**

Color	Typical Wavelength or Color Temperature	Typical Intensity
Red	625 nm	34 lumens
Yellow	590 nm	22 lumens
Green	525 nm	65 lumens
Blue	470 nm	22 lumens
White	6000–7100 K	87 lumens

**Environmental Rating**

IEC IP65

**Vibration and Mechanical Shock**

All models meet Mil Std. 202F requirements. Method 201A (vibration: 10 Hz to 60 Hz max., double amplitude 0.06 inch, maximum acceleration 10G). Also meets IEC 947-5-2 requirements: 30G 11 ms duration, half sine wave.

**Operating Conditions**

-40 °C to +50 °C (-40 °F to +122 °F)

**Certifications**



**Required Overcurrent Protection**



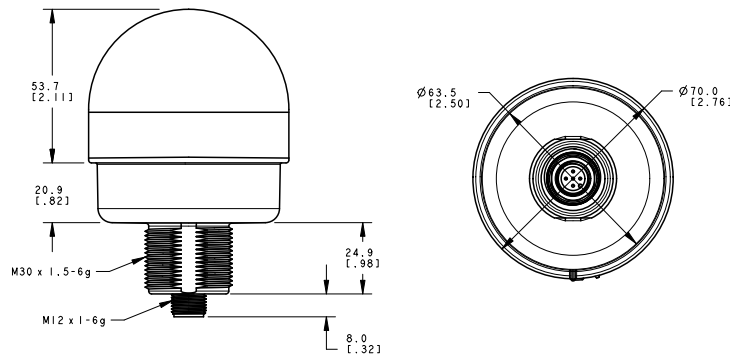
**WARNING:** Electrical connections must be made by qualified personnel in accordance with local and national electrical codes and regulations.

Overcurrent protection is required to be provided by end product application per the supplied table. Overcurrent protection may be provided with external fusing or via Current Limiting, Class 2 Power Supply. Supply wiring leads < 24 AWG shall not be spliced. For additional product support, go to <http://www.bannerengineering.com>.

Supply Wiring (AWG)	Required Overcurrent Protection (Amps)
20	5.0
22	3.0
24	2.0
26	1.0
28	0.8
30	0.5

## Dimensions

**Quick Disconnect Models**



## Accessories



### Cordsets

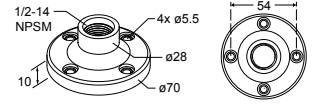
5-Pin Threaded M12/ Euro-Style Cordsets—Single Ended				
Model	Length	Style	Dimensions	Pinout (Female)
MQDC1-501.5	0.50 m (1.5 ft)	Straight		<p>1 = Brown 2 = White 3 = Blue 4 = Black 5 = Gray</p>
MQDC1-506	1.83 m (6 ft)			
MQDC1-515	4.57 m (15 ft)			
MQDC1-530	9.14 m (30 ft)			
MQDC1-506RA	1.83 m (6 ft)	Right-Angle		
MQDC1-515RA	4.57 m (15 ft)			
MQDC1-530RA	9.14 m (30 ft)			

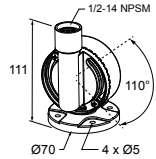
8-Pin Threaded M12/ Euro-Style Cordsets with Open-Shield				
Model	Length	Style	Dimensions	Pinout (Female)
MQDC2S-806	1.83 m (6 ft)	Straight		<p>1 = White 2 = Brown 3 = Green 4 = Yellow 5 = Gray 6 = Pink 7 = Blue 8 = Red</p>
MQDC2S-815	4.57 m (15 ft)			
MQDC2S-830	9.14 m (30 ft)			
MQDC2S-850	15.2 m (50 ft)	Right-Angle		
MQDC2S-806RA	1.83 m (6 ft)			
MQDC2S-815RA	4.57 m (15 ft)			
MQDC2S-830RA	9.14 m (30 ft)			
MQDC2S-850RA	15.2 m (50 ft)			

### Elevated Mount System


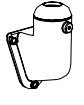
Model	Features	Components
SA-M30 - Black Polycarbonate	<ul style="list-style-type: none"> <li>Streamlined black PC or Gray PC thread cover</li> <li>Covers M30 thread on the light base</li> <li>Mounting hardware included</li> </ul>	
SA-M30C - Gray Polycarbonate		

Model			Features	Components
Polished 304 Stainless Steel	Black Anodized Aluminum	Clear Anodized Aluminum	<ul style="list-style-type: none"> <li>Elevated-use stand-off pipe (½ in. NPSM/DN15)</li> <li>Polished 304 stainless steel, black anodized aluminum, or clear anodized aluminum surface</li> <li>½ in. NPT thread at both ends</li> <li>Compatible with most industrial environments</li> </ul>	
SOP-E12-150SS 150 mm (6 in) long	SOP-E12-150A 150 mm (6 in) long	SOP-E12-150AC 150 mm (6 in) long		
SOP-E12-300SS 300 mm (12 in) long	SOP-E12-300A 300 mm (12 in) long	SOP-E12-300AC 300 mm (12 in) long		
SOP-E12-900SS 900 mm (36 in) long	SOP-E12-900A 900 mm (36 in) long	SOP-E12-900AC 900 mm (36 in) long		
SA-E12M30 - Black Acetal			<ul style="list-style-type: none"> <li>Streamlined black acetal or white UHMW mounting base adapter/cover</li> <li>Connects between ½ in. NPSM/DN15 pipe and 30 mm (1-3/16 in) drilled hole</li> <li>Mounting hardware included</li> </ul>	
SA-E12M30C - White UHMW				

Pipe Mounting Flange			
Model	Features	Construction	
SA-F12	<ul style="list-style-type: none"> <li>For use elevated stand-off pipes (½ in, NPSM/DN15)</li> <li>M5 mounting hardware and nitrile gasket included</li> </ul>	Die-cast zinc base with black paint	

Foldable Mounting Brackets			
Model	Features	Construction	
SA-FFB12	<ul style="list-style-type: none"> <li>For use with 1/2 inch stand-off pipes</li> <li>Stainless steel hardware</li> </ul>	Black polycarbonate	
SA-FFB12C		Gray polycarbonate	

LMB Sealed Right-Angle Brackets

Model	Description	Construction	
LMB30RA	Direct-Mount Models: Bracket kit with base, 30 mm adapter, set screw, fasteners, o-rings, and gaskets	Black polycarbonate	
LMB30RAC		Gray polycarbonate	
LMBE12RA	Pipe-Mount Models: Bracket kit with base, ½-14 pipe adapter, set screw, fasteners, o-rings, and gaskets. For use with stand-off pipe (listed and sold separately)	Black polycarbonate	
LMBE12RAC		Gray polycarbonate	

## Banner Engineering Corp. Limited Warranty

---

Banner Engineering Corp. warrants its products to be free from defects in material and workmanship for one year following the date of shipment. Banner Engineering Corp. will repair or replace, free of charge, any product of its manufacture which, at the time it is returned to the factory, is found to have been defective during the warranty period. This warranty does not cover damage or liability for misuse, abuse, or the improper application or installation of the Banner product.

THIS LIMITED WARRANTY IS EXCLUSIVE AND IN LIEU OF ALL OTHER WARRANTIES WHETHER EXPRESS OR IMPLIED (INCLUDING, WITHOUT LIMITATION, ANY WARRANTY OF MERCHANTABILITY OR FITNESS FOR A PARTICULAR PURPOSE), AND WHETHER ARISING UNDER COURSE OF PERFORMANCE, COURSE OF DEALING OR TRADE USAGE.

This Warranty is exclusive and limited to repair or, at the discretion of Banner Engineering Corp., replacement. IN NO EVENT SHALL BANNER ENGINEERING CORP. BE LIABLE TO BUYER OR ANY OTHER PERSON OR ENTITY FOR ANY EXTRA COSTS, EXPENSES, LOSSES, LOSS OF PROFITS, OR ANY INCIDENTAL, CONSEQUENTIAL OR SPECIAL DAMAGES RESULTING FROM ANY PRODUCT DEFECT OR FROM THE USE OR INABILITY TO USE THE PRODUCT, WHETHER ARISING IN CONTRACT OR WARRANTY, STATUTE, TORT, STRICT LIABILITY, NEGLIGENCE, OR OTHERWISE.

Banner Engineering Corp. reserves the right to change, modify or improve the design of the product without assuming any obligations or liabilities relating to any product previously manufactured by Banner Engineering Corp.

## Copyright Notice

---

Any misuse, abuse, or improper application or installation of this product or use of the product for personal protection applications when the product is identified as not intended for such purposes will void the product warranty. Any modifications to this product without prior express approval by Banner Engineering Corp will void the product warranties. All specifications published in this document are subject to change; Banner reserves the right to modify product specifications or update documentation at any time. For the most recent version of any documentation, refer to: [www.bannerengineering.com](http://www.bannerengineering.com). © Banner Engineering Corp. All rights reserved.