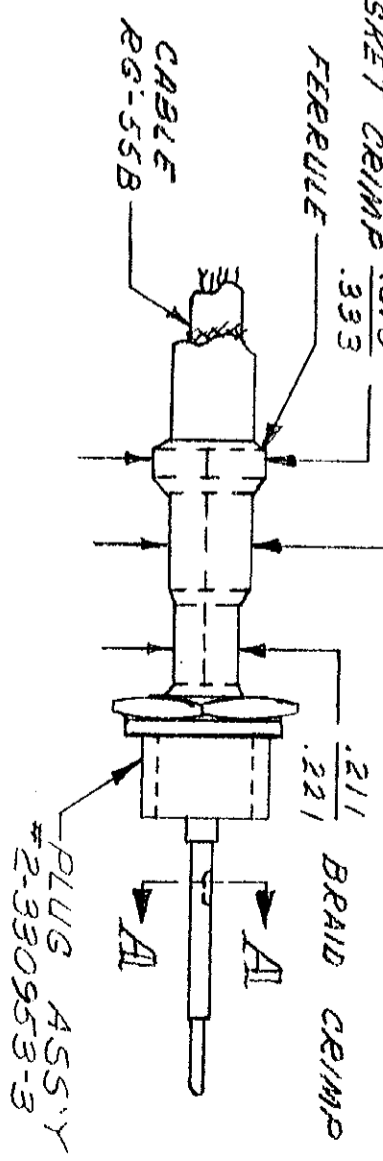


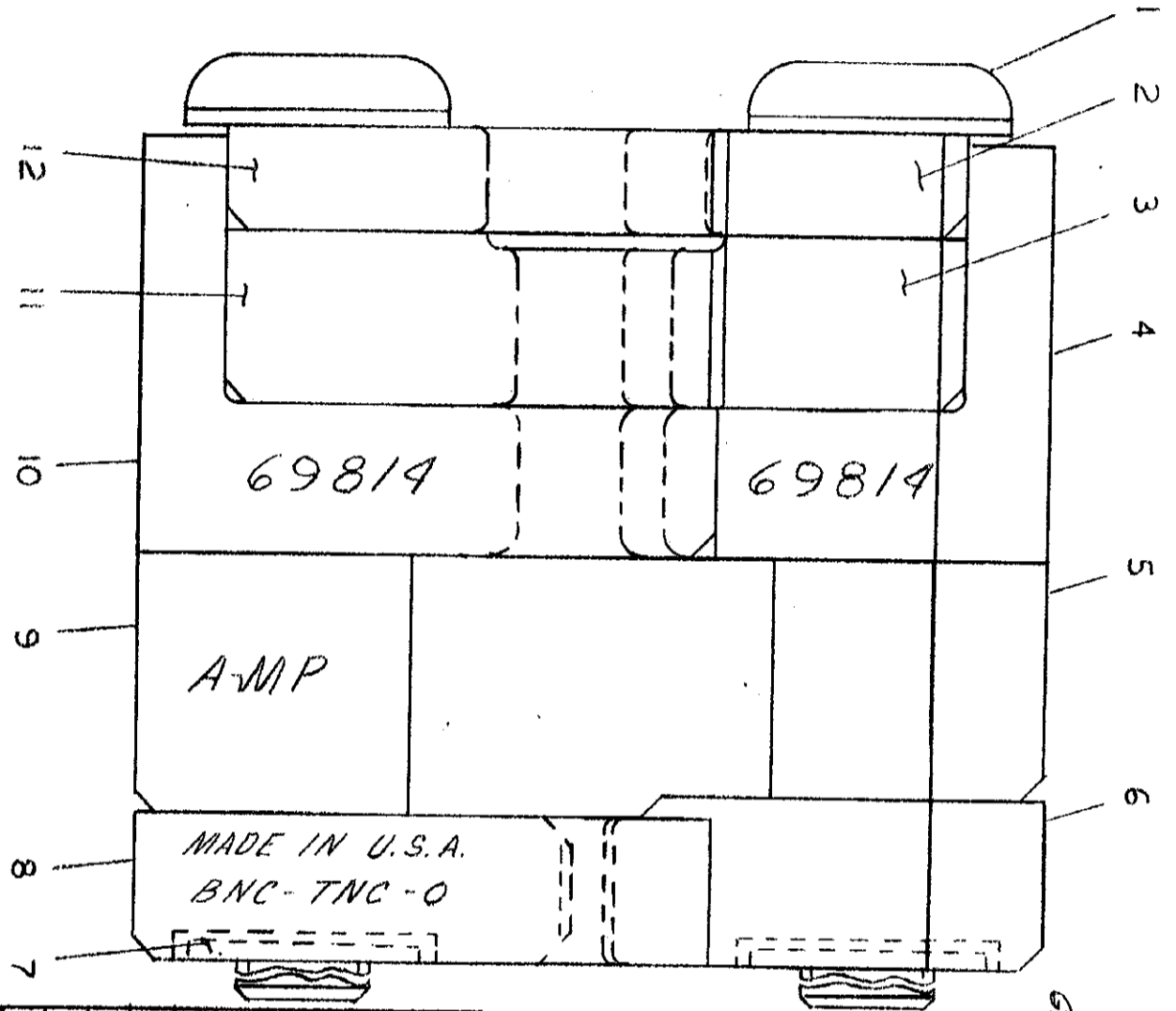
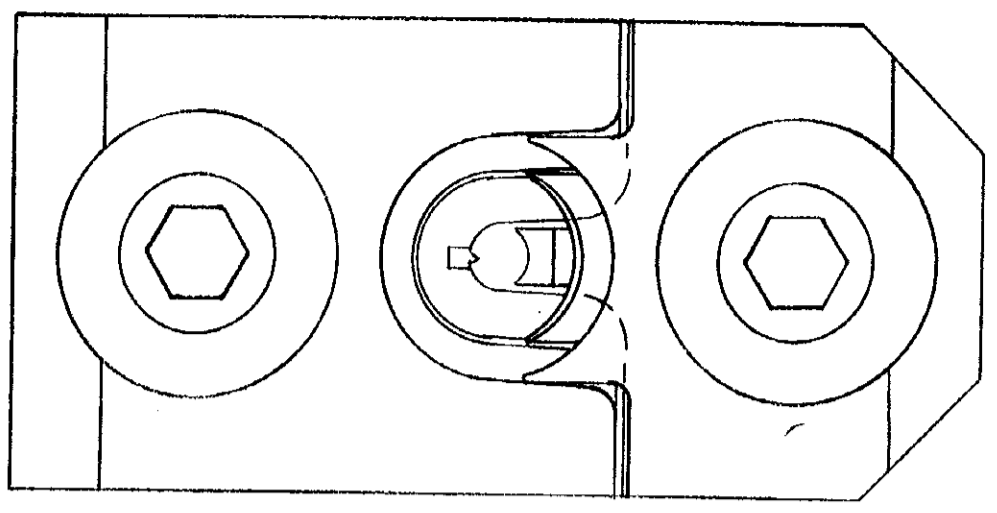
5

"O" CRIMP	
G0	NO G0
.075	.079

INSULATION CRIMP .224
GASKET CRIMP .310
FERRULE .333



METHOD OF GAGING CRIMP DIMS.
THE CRIMP DIMS. APPLY ONLY TO THE ABOVE
COMBINATIONS ON A CRIMPED PRODUCT.
SUPERSEDED BY U.S. 2610



1	306328	INDENTER - GASKET	12
1	306332-1	INDENTER - INSULATION	11
1	306330-1	INDENTER - BRAID	10
1	6-305832-7	SPACER	9
1	306949	INDENTER	8
2	1-21046-3	RING-RETAINING	7
1	45969-3	ANVIL - BARREL	6
1	1-59672-4	SPACER - UPPER	5
1	306331-1	ANVIL - BRAID	4
1	306333-1	ANVIL - INSULATION	3
1	306329	ANVIL - GASKET	2
2	7-306131-1	SCREW	1

PRINT DIST
DIMENSIONS IN INCHES. DO NOT SCALE PRINT

AMP 1253 REV 7/68 8

NUMBER	69814			
REVISION RECORD				
LTR	REVISED	DR	CHK	DATE
B	REVISION BY U.S. 2610	ELF	ELF	8-30-68
A	REVISED	BS		8-27

REQUIRED PER ASSEMBLY	
DESCRIPTION	69814

DR	5-26-67
CHK	6-1-67
DE	6-19-67

WIRE RANGE - INSULATION	4-1
SCALE	M
LOC	B
NO	69814
REV	B
NAME	DIE ASSEMBLY



CUSTOMER COPY
REFERENCE ONLY